

Carlos R. Rodriguez
Information Technology Specialist
Trade Transformation Office
U.S. Customs and Border Protection

ACE Secure Data Portal and Reports Presentation for Imports

WESCCON 2017



**U.S. Customs and
Border Protection**

Agenda

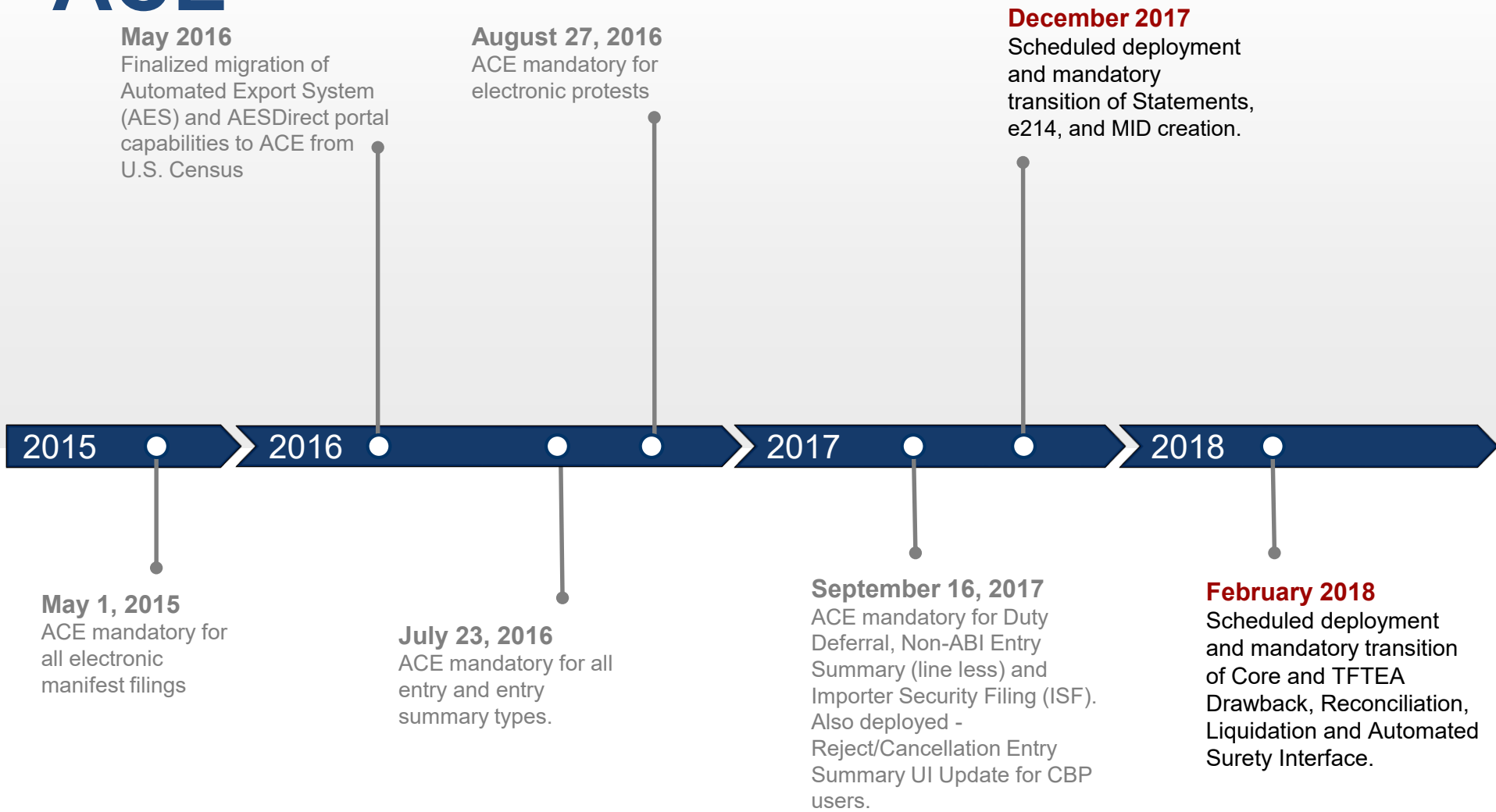
- ACE Update
- Introduction to the ACE Secure Data Portal
- Review of Broker Accounts and supporting capabilities
- ACE Reports Demonstration
- Questions and Answers



ACE Update



Single Window Implementation via ACE



Highlights of Remaining Deployment G Capabilities

Available December 9, 2017

Manufacturer ID (MID) Creation	<ul style="list-style-type: none"> • Access from the ACE Application Directory • Improved user interface
E214 (electronic Foreign Trade Zone admission)	<ul style="list-style-type: none"> • Migration from FTZ Online system to ACE • Few changes in terms of workflow • Easier access to data
Statements	<ul style="list-style-type: none"> • All Statements will be processed in ACE • Statement view for Trade will continue to be via Reports

Available February 24, 2018

Liquidation	<ul style="list-style-type: none"> • No longer display as liquidated when liquidation date is in the future • Weekly processing
Reconciliation	<ul style="list-style-type: none"> • Reconcilable issues and timeframes remain the same • Data submissions fully electronic • Submit only reconciled amounts
Core Drawback	<ul style="list-style-type: none"> • Consolidation to entry type 47 • For electronic claims, submission of entire drawback package electronically • Built in system validations • Integration with post release processes • Improved system controls • Does not require line level reporting
TFTEA Drawback	<ul style="list-style-type: none"> • Substitution based on 8-digit HTS or Schedule B number • Requirement to file all drawback claims electronically • Recordkeeping requirement three years from date of liquidation • All claims due five years from date of importation • Reliance on documents kept in "normal course of business" • Requires line level reporting
Automated Surety Interface (ASI)	<ul style="list-style-type: none"> • Continuous bond extract, entry summary nightly, and entry summary quarterly will shift to ACE

ACE Post Core Priorities

- Following the final release of Deployment G, ACE will transition to the Operations and Maintenance (O&M) phase of its life cycle.
 - There are no ACE Program funds for developing new or enhanced capabilities.
 - Resources for the remaining life cycle of the core ACE system are dedicated to promoting supply chain predictability by ensuring ACE system availability and reliability through:
 - Timely system bug-fixes;
 - Program management;
 - Software sustainment; and
 - Infrastructure support for deployed core capabilities.

ACE: EDI v Portal

Filing data with ACE:

- Submit import and export data in accordance with ACE technical standards through Electronic Data Interchange (EDI)

Once data is submitted to CBP, use the ACE Portal to:

- Evaluate compliance and monitor daily operations
- Access multiple canned reports, with ability to customize as needed
- Submit truck import manifests
- Monitor data on file with CBP

<i>"I want to..."</i>	ACE via EDI Interfaces	ACE Portal
Send Importer Security Filing Data <small>*Only low volume through Portal (less than 12 per year)</small>		
File an Import Air, Ocean, or Rail Manifest		
File an Import Truck Manifest		
File an Electronic Inbond		 <small>Via Truck Manifest</small>
File an Entry		
File an Entry Summary		
File a Protest		
Run Reports		
Create Blanket Declarations		
Submit Supporting Documents for Release <small>CBP and PGA Forms</small>	 <small>DIS</small>	
Submit Supporting Documents for Entry Summary <small>CBP and PGA Forms</small>	 <small>DIS</small>	 <small>Upload Forms</small>
Respond to Request for Documents <small>CBP Forms 28, 29, 4647</small>	 <small>DIS</small>	
Manage Account and Periodic Monthly Statement Information		
Make Post Summary Corrections		
File Export Air, Ocean and Rail Manifest	<i>Pilots in Progress!</i>	
File Export Commodity Data		



PGA Filing and Pilot Status

- PGA Filing status details are available on www.cbp.gov/ace-pga
 - Filing options, agency authority, points of contact
 - Other filing notes pertinent to agency

PGA	Import or Export	Pilot Status	PGA Message Set	DIS	Certain Forms to Remain Paper	PGA no longer accepting paper filing	Note	Authority	PGA Point of Contact
AMS	Import	Open	●	●			NPRM published Dec. 6, 2016; pilot open to all filers and all ports	81 FR 87849 (12/6/16)	Richard.Lower@ams.usda.gov
AMS	Export	N/A	●				NPRM published Dec. 5, 2016	81 FR 87486 (12/5/16)	Richard.Lower@ams.usda.gov
APHIS Core	Import	Concluded	●	●	●			81 FR 46640 (7/18/16)	ACE.ITDS@aphis.usda.gov
APHIS Lacey Act	Import	Concluded	●				Electronic disclaim required for paper filing	81 FR 10264 (2/29/16)	pamela.d.bennett@aphis.usda.gov
ATF	Import	Concluded	●					ATF Ruling 2016-4	Imports-HelpDesk@atf.gov
ATF	Export	Open	●				Pilot test ongoing	81 FR 70441 (10/12/16)	
BIS	Export	N/A	●			●	License applications must be filed directly with BIS	78 FR 16366 (3/14/13)	
CDC	Import	Concluded		●	●		Electronic filing available through DIS submission only	81 FR 96459 (12/30/16)	
CPSC	Import	Concluded					CPSC has concluded the initial test pilot and ACE is not currently accepting CPSC data	81 FR 84560 (11/23/16)	jdubose@cpsc.gov
DCMA	Import	N/A		●			Electronic filing available through DIS submission only	80 FR 62082 (10/15/15)	
DDTC	Import	Concluded	●			●		82 FR 15 (1/3/17)	WregeKM@state.gov
DDTC	Export	Concluded	●			●		82 FR 15 (1/3/17)	WregeKM@state.gov
DEA	Import	Concluded	●	●			Permit applications and declarations must be filed directly with DEA. Effective August 1, PGA Message Set Filing required; DIS filings no longer accepted.	81 FR 96992 (12/30/16)	Stephen.m.via@usdoj.gov
DEA	Export	Concluded	●	●			Permit applications and declarations must be filed directly with DEA. Effective August 1, PGA line data required; DIS filings no longer accepted.	81 FR 96992 (12/30/16)	Stephen.m.via@usdoj.gov
E & C	Import	Open		●	●		Pilot test ongoing; electronic filing available through DIS submission only	80 FR 72686 (11/20/15)	
EPA	Import - V&E	Concluded	●				Effective May 18, PGA Message Set or electronic disclaim required.	81 FR 94974 (12/27/16)	Chaudet.Roy@epa.gov passe.lorne@epa.gov
EPA	Import - TSCA	Concluded	●				Effective March 21, with the implementation of the TSCA Final Rule, a "blanket" TSCA certification will no longer be accepted. Each entry	81 FR 84560 (11/23/16)	Chaudet.Roy@epa.gov



ACE Portal Demonstration



ACE Portal Information Page on CBP.gov

Trade

Basic Import and Export

Jones Act Waiver Request

ACE and Automated Systems

Getting Started with Automated Systems

Technical Documentation

ACE Features

ACE Federal Register Notices

Border Interagency Executive Council

Programs and Administration

Priority Trade Issues

Rulings and Legal Decisions

Stakeholder Engagement

Trade Facilitation and Trade Enforcement Act

Introduction to an ACE Secure Data Portal Account

To access the ACE Secure Data Portal (ACE Portal), a company must have a top level ACE Portal account. The following is an overview of account structures, users, and how companies may apply for an account.

Account Basics

There are three components to an ACE Portal account: structure, types, and users. A brief overview of each follows:

- **Account Structure:** refer to two account categories that makeup an account: top account and sub-accounts. Every approved account application has an associated Top Account and at least one sub-account.
- **Sub-Account Types:** align to trade business activities (i.e., importer, broker, surety, etc.) and govern the available tasks companies and users can carry out within an ACE Portal account.
- **User Profiles:** are used to manage and execute different account tasks. There are three types of user profiles: Account Owners, Proxy Account Owners, and Account Users.

Details on each of these areas are outlined in full below.

Account Structures

To establish an ACE Portal Account, a corporate identifier (i.e., file code, importer of record number, employer identification number, etc.) is needed at the time of application. When the application is approved, the account will be established, with an associated top account and sub-account(s).

1. Top Account: established at the time a company's application is approved, and links together all sub-accounts, account functions, and users. There is a single top account per account.
2. Sub-accounts: align to corporate identifiers. An ACE Portal account can have many sub-accounts depending on the complexity of a company.

By default, all Top Accounts have at least one sub-account that aligns with the primary business activity (i.e. broker, protest filer, etc.), as identified during the application process. Companies with basic structures will likely only have one sub-account, whereas companies with more complex structures (e.g. subsidiaries, regional offices, etc.) may have many sub-accounts. Management of sub-accounts is governed by the Account Owner.

For details on these structures and how to manage them, please visit our [Managing ACE Portal Accounts](#) page.

Sub-Account Types

When a company initially establishes an account, applicants must select at least one business activity which becomes a sub-account. Access to different tasks is governed by adding additional sub-account types to an account. For a full overview of available tasks by sub-account type, please select the button below to see a full table of tasks:

[View Portal Tasks](#)

User Profiles

After a company's ACE Portal account has been established, the designated Account Owner may create user profiles within the account. The table below outlines the functions available to different user profiles:

ACCOUNT TIP:

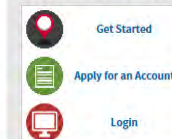
Contact your company's Account Owner or Proxy Account Owner(s) to have a user profile established under your existing company Top Account.

Profile Actions	Account Owner	Proxy Account Owner	Account User
Manage corporate account	✓		
Add business activities	✓		
Create proxy user accounts	✓		
Manage proxy access levels	✓		
Manage user access levels	✓	✓	
Create account users	✓	✓	
Reactivate disabled accounts*	✓	✓	
Self-reset password**	✓	✓	✓
Run reports	✓	✓	✓

* This applies to users who have attempted three incorrect logins, have not logged into their account in 45 days, or are unable to self-reset passwords.

** For details on resetting your password, please visit our [FAQs](#) for instructions.


Get Started with ACE




How to Stay Informed



How to Get Support



ACE Secure Data Portal Application



Application

AUTOMATED COMMERCIAL ENVIRONMENT (ACE) SECURE DATA PORTAL ACCOUNT OWNER DESIGNATION/AUTHORIZATION FORM

Submit this completed document to U.S. Customs and Border Protection (CBP) by providing the requested information in the spaces below. This form constitutes your company's formal request to access its data via the ACE Secure Data Portal and its designation of an Account Owner (the individual responsible for the daily administration of the Account's activities).

PLEASE NOTE: With the exception of the required signatures, this form must be typed or printed. Failure to complete all required information will delay the processing of your application.

By signing below and accessing the ACE Secure Data Portal, the Account Owner agrees to be bound by the terms and conditions of portal access as specifically set forth in the Terms and Conditions document (see 72 FR 27632, published May 16, 2007) and any applicable Federal Register Notices (FRNs), including subsequent modifications to currently existing FRNs, as they may relate to the ACE test.

If submitting this form electronically, please click both boxes in section D at the end of this form. This indicates your authorization/approval of the information contained in this document. This will act as your electronic signatures. **Please Note:** If you elect to submit this document electronically, you are reminded that you will be transmitting this information via the public Internet. Data will be sent to the CBP via e-mail. Only use your business e-mail noted on this form to submit your application. To send, click the "Submit by E-mail" button at the bottom of this form *after* you have completed the required sections.

Paperwork Reduction Act Statement: An agency may not conduct or sponsor an information collection and a person is not required to respond to this information unless it displays a current valid OMB control number and an expiration date. The control number for this collection is 1651-0105. The estimated average time to complete this application is 20 minutes. If you have any comments regarding the burden estimate you can write to U.S. Customs and Border Protection Office of Regulations and Rulings, 799 9th Street, NW., Washington DC 20229. **Expiration 11/30/2015.**

If this is a change to an active account, please specify:

Please note that the processing of your account will be delayed by 2-3 weeks due to mail process.

Section A. Account Information


Name of Company:	<input type="text"/>	Account's Fiscal Year End Date (MM/DD):	<input type="text"/>
Name of Company Officer: (include middle initial)	<input type="text"/>	Title of Company Officer:	<input type="text"/>
Company Organizational Structure:	<input type="text"/>	Officer's Date of Birth or Other Valid Date:	<input type="text"/>



www.cbp.gov/ace

www.cbp.gov/sites/default/files/documents/ace_portal_app_2013114.pdf

ACE Secure Data Portal Website

 **ace secure data portal** U.S. Customs and Border Protection

NOTICE TO ALL USERS: READ NOW
You are about to access a Department of Homeland Security computer system. This computer system and data therein are property of the U.S. Government and provided for official U.S. Government information and use. There is no expectation of privacy when you use this computer system. The use of a password or any other security measure does not establish an expectation of privacy. By using this system, you consent to the terms set forth in this notice. You may not process classified national security information on this computer system. Access to this system is restricted to authorized users only. Unauthorized access, use, or modification of this system or of data contained herein, or in transit to/from this system, may constitute a violation of section 1030 of title 18 of the U.S. Code and other criminal laws. Anyone who accesses a Federal computer system without authorization or exceeds access authority, or obtains, alters, damages, destroys, or discloses information, or prevents authorized use of information on the computer system, may be subject to penalties, fines or imprisonment. This computer system and any related equipment is subject to monitoring for administrative oversight, law enforcement, criminal investigative purposes, inquiries into alleged wrongdoing or misuse, and to ensure proper performance of applicable security features and procedures. DHS may conduct monitoring activities without further notice.

NOTICE TO ALL USERS: READ NOW
By logging in to the ACE Portal you agree to be bound by the language set forth in the [Terms and Conditions](#) document, last updated on May 16, 2007.
It is mandatory that all ACE users maintain a current email address within their ACE user profile.

Login Information
Enter your ACE UserID and Password to log in:

UserID:

Password:

Log in using your [DHS PKI](#) profile.
[Forgot Your Password?](#)

If you need assistance with the portal, please contact the CBP Technology Support Center at 1-866-330-4172 for trade and PCA users, or 1-800-927-8729 for CBP personnel.

Please note: After some time of inactivity, the system will log you off automatically and ask you to log in again.



ACE Secure Data Portal



Apply for
an Account




Log In

[www. cbp.gov/ace](http://www.cbp.gov/ace)

<https://ace.cbp.dhs.gov>

Home Tab

 **ace secure data portal** U.S. Customs and Border Protection Welcome, Jeffrey Enterprise!

[Home](#) [Accounts](#) [References](#) [Tools](#)

Task List

There are no approvals

[Approvals\(0\)](#) [Notifications \(13\)](#) [Forms\(0\)](#)

Title	Date Created	Description
-------	--------------	-------------

Search Forms

*Indicates field is required

Search for CBP Forms

Form Type:

Date of Issue: To

Date of Entry: To

Entry Summary #:

IR #:

Port Code: [Lookup Port Code](#)

Reference or File #:

Mfr./Shipper/Seller:

CBP Status:

Action #	Form Type	Entry Summary #	IR #	Date of Issue
----------	-----------	-----------------	------	---------------

Phone Directory

Search On: Search For:

QuickLinks

Quick Browse:

CBP Website

CNN

Url:

Reminder

Tuesday, March 8, 2011

Please enter your reminder text.

ACE News

December 22, 2010 - ATTENTION ALL ACE PORTAL USERS: On November 15, 2010, U.S. Customs and Border Protection p... error message when attempting to respond to a CBP Forms 28, 29 and 4647 through the ACE Portal. That issue has now b... Management error when responding to CBP forms through the ACE Portal for ACE filed entry summaries. There is still an i... CBP is making every effort to resolve this issue as quickly as possible. Until the issue is resolved, importers and brokers a... update the ACE Portal New tab when the new issue is resolved.

November 23, 2010 - ATTENTION IMPORTERS AND BROKERS: U.S. Customs and Border Protection is aware that when ES... forms issued for ACE filed entry summaries. To view forms issued for both ACE and ACS filed entry summaries, users need... "System Control Code" object from the "Query Filters." Remember to save the report to the "Favorites" folder for future u...


November 15, 2010 - ATTENTION ALL ACE PORTAL USERS: U.S. Customs and Border Protection is aware that importers a... through the ACE Portal. CBP is making every effort to resolve this issue and quickly as possible. Until the issue is resolved... forms by U.S. mail. CBP will update the ACE Portal News tab when the issue is resolved.

October 31, 2010 - ATTENTION ALL ACE PORTAL USERS: On October 31, 2010 U.S. Customs and Border Protection succe... (ESAR). This release provides enhancements to portal capabilities for CBP as well as the redesign of the Entry Summary U...


October 13, 2010: ATTENTION ALL ACE REPORT USERS: Effective October 13, 2010, U.S. Customs & Border Protection wil... link for reports saved under "My Folders". Users will only be able to view the last 10 historical instances of the saved repor... removed regardless if there are less than 10 historical instances.



Entry Summary CBP Forms

 **ace secure data portal** U.S. Customs and Border Protection

HomeAccountsReferencesTools

Task List ? 


Refresh


Forms(7)

Showing 1 - 7 of 7


[Upload Documents](#) [Search Forms](#)

Action #	Form Type	Entry Summary #	IR #	Date	CBP Status
000241850001	CBPF28	SSA20103383	000-00-0009	12/13/2010	Sent
000241600001	CBPF4647	SSH80312040	000-00-0009	12/10/2010	Closed
000241650001	CBPF4647	SSA20103381	000-00-0009	12/10/2010	Sent
000240720002	CBPF4647	SSH80311315	000-00-0009	12/09/2010	Sent
000240770001	CBPF4647	SSA20103393	000-00-0009	12/08/2010	Sent
000240760001	CBPF29	SSA20103392	000-00-0009	12/08/2010	Sent
000240750001	CBPF28	SSA20103391	000-00-0009	12/08/2010	Sent


Forms ? 

Phone Directory ? [Update my profile](#)

Search On: Search For:


Name 

Search

Reminder ? 


Monday, December 27, 2010

Please enter your reminder text.

ACE News ? 

WPS Portlet News

Responding to CBP Forms

 **ace secure data portal** U.S. Customs and Border Protection

Home Accounts References Tools

Task List

View Form Details

Form 29

Notice of Action

This is NOT a Notice of Liquidation

CBP Status:	Sent
Due Date:	12/28/2010
Date Response is Received:	
Date of this Notice:	12/08/2010
Carrier:	MH99
Date of Importation:	12/08/2010
Date of Entry	
Entry #:	SSA20103392
Mfr. / Seller / Shipper	BRCITPAUSAO
Invoice Description of Merchandise:	test
CBP Broker:	Filer SSA
Reference / File #:	330000190

The following action, which will result in in an Increase in Duties,
Is PROPOSED If you disagree with this proposed action, please
furnish your reason in writing to this office
within 20 days from the date of this notice. After
20 days the entry will be liquidated as proposed.

Type of Action
A. Rate Advance

From

CBP Officer:	
Team Designation:	793
Telephone #:	703-650-3676
C/O:	(name of person or company)
P.O. Box:	
Street Address:	
Additional Address Line 1:	
Additional Address Line 2:	
City:	
County:	
State/Province:	VA
Zip/Postal Code:	22102-1845
Country:	US

Explanation (Refer to Action Letter designations)

test in string 5

ES Lines [CBP Attachments](#) [Trade Attachments](#)

ES #	Line #	SPI	HTS #	Qty/UOM	Value	Cntry Origin	MID	Importer #	ES Vers #
------	--------	-----	-------	---------	-------	--------------	-----	------------	-----------

OK



Upload Documents via ACE Portal

Home Accounts References Tools

Task List

There are no pending forms

Approvals (0) Notifications (1) Forms(0)

Upload Documents Search Forms

Refresh

Action #	Form Type	Entry Summary #	IR #	Date	CBP Status
----------	-----------	-----------------	------	------	------------

Step 1: Click on **Upload Documents**

Task List

Attach Files

Non-Form Attachments

* Action #: (From ABI Message)

Attach File

Attaching a file is a two step process.

1. Click Browse to select the file, or type the path to the file in the box below.

2. Click Attach File to add the file to the "Attachment" list box.

View or Remove Attachment

To View a file: Select a file from Attachment list box and click on "View Attachment".

To Remove a file: Select the file from the "Attachment" list box and click "Remove".

Add File:

Browse...

Attach File

Attachment:

View Attachment Remove


Save Cancel

Step 2: Enter the **Action #** from the ABI UC2 or UC3 Message

Step 3: Browse the **File**, Attach the **File** and Click on **Save**



Accounts Tab

ace secure data portal U.S. Customs and Border Protection

Welcome, Jeffrey Enterprise!

[Home](#) [Accounts](#) [References](#) [Tools](#)

Task Selector ?

Select Account Type
View: Broker GO

Select Task
Accounts
[Change History](#)
[Reports](#)
[BAL](#)
[Action Plan](#)
[Statements](#)
[LPCs](#)
[Declarations](#)
[Mode of Communication](#)

Account Selector List ? ≡ □
View Settings
Sort by: --Select-- Go
Accounts

CBP Incorporated ↑
CBP BROKERAGE, ACE PORTAL TEST BROK ↑
Local Permit 1001 ↑
Y052301
Y052605
Y055301
Y058888
Y059900

View Top Account ? ≡ □

Please select a valid top account.

Broker ? ≡ □ Edit

Account Information

Organization Name: CBP BROKERAGE, ACE PORTAL TEST BROK
ACE ID #: 0009865291

Permit Information

DBA: CBP BROKERAGE, ACE PORTAL TEST BROK
Permit #: 10-14002
Permit Type: Local
Status: Pending
Issuing Port: 1001-NEW YORK, NY
Issuing Date: 01/02/2014
Port of Application:

Permit Qualifier Information

Qualifier Name: Jeffrey Enterprise
Qualifier ACE ID: 0009865236
Qualifier License Number: 59883
Qualifier Start Date: 01/02/2014
Qualifier End Date:

Permit Documents Received


Contacts [Addresses](#) [Licensed Brokers](#) [Employees](#) [Waiver Requests](#) [Permit User Fees](#)

Showing 1 - 2 of 2

Type	Last Name	First Name	Phone	Email
Primary Point of Contact	Enterprise	Jeffrey	866-530-4172	ACE.SUPPORT@CBP.DHS.GOV
Technical Contact	Smith	John	555-111-1212	john.d.smith@cbpbrokerage.com

≡ [Add Contact](#)

Employee Sub-Tab

ace secure data portal U.S. Customs and Border Protection

Welcome, Jeffrey Enterprise!

[Home](#) [Accounts](#) [References](#) [Tools](#)

Task Selector ?

Select Account Type
View: Broker GO

Select Task
Accounts
[Change History](#)
[Reports](#)
[BAL](#)
[Action Plan](#)
[Statements](#)
[LPCs](#)
[Declarations](#)
[Mode of Communication](#)

Account Selector List ? □
View Settings
Sort by: --Select-- Go
Accounts

CBP Incorporated ↑

CBP BROKERAGE, ACE PORTAL TEST BROK

Local Permit 1001 ↑

Y052301

Y052605

Y055301

Y058888

Y059900

View Top Account ? □

Please select a valid top account.

Broker ? □ Edit

Account Information

Organization Name: CBP BROKERAGE, ACE PORTAL TEST BROK

ACE ID #: 0009865291

Permit Information

DBA: CBP BROKERAGE, ACE PORTAL TEST BROK

Permit #: 10-14002

Permit Type: Local

Status: Pending

Issuing Port: 1001-NEW YORK, NY

Issuing Date: 01/02/2014

Port of Application:

Permit Qualifier Information

Qualifier Name: Jeffrey Enterprise

Qualifier ACE ID: 0009865236

Qualifier License Number: 59883

Qualifier Start Date: 01/02/2014

Qualifier End Date:


Permit Documents Received


[Contacts](#) [Addresses](#) [Licensed Brokers](#) [Employees](#) [Waiver Requests](#) [Permit User Fees](#)

Upload Employees View Uploads Download Current Download All Add Employee

Showing 1 - 2 of 2


Name	Street (Physical) Address	Telephone
Betty Lewis	1801 N Beaugard St Alexandria VA 22311-1701	
JOE SMITH	1801 N Beaugard St Alexandria VA 22311-1701	866-530-4172

U.S. Customs and Border Protection



18

Statements

 **ace secure data portal** U.S. Customs and Border Protection Welcome, Jeffrey Enterprise!

Home Accounts References Tools

Task Selector ?

Select Account Type
View: Broker GO

Select Task

- [Accounts](#)
- [Change History](#)
- [Reports](#)
- [BAL](#)
- [Action Plan](#)
- Statements**
- [LPCs](#)
- [Declarations](#)
- [Mode of Communication](#)

Account Selector List ?

View Settings
Sort by: --Select-- Go

Accounts

- ☐ CBP Incorporated
- ☒ CBP BROKERAGE, ACE PORTAL TEST BROK

Statement Designation ?

Statement Type: Port Edit

Broker Summary ?

Name: CBP BROKERAGE, ACE PORTAL TEST BROK ACE ID: 0000154231
Filer Code: Y05

Periodic Statement Calendar ?

Please select a Port Code from the Account List to view the calendar.

Periodic Statement Quickview ?

Document View Insert Find Undo Redo Zoom 100% 1/1 Refresh Data

AR_007 Periodic Statement Quickview - Broker

Filer Code(s): Y05
Port Code(s): --ALL--
Importer Number(s): --ALL--
[AR-007 Periodic Statement Detail](#)

TOTALS

Duty	Tax	ADD	CVD	Fees	Total

Done

Local intranet | Protected Mode: Off

100%

Blanket Declarations for ACE Entry Summary Filing

ace secure data portal U.S. Customs and Border Protection

Home Accounts References Tools

Task Selector

Select Account Type
View: Importer [GO]

Select Task

- [Accounts](#)
- [Create Importer](#)
- [Change History](#)
- [Reports](#)
- [BAL](#)
- [Action Plan](#)
- [Bonds](#)
- [Statements](#)
- [LPCs](#)
- [Declarations](#)
- [Portal Account](#)
- [Non-Portal Account](#)
- [Mode of Communication](#)

Account Selector List

View Settings

View By:

☐ Acct Name ☐ IR Number

Sort by: --Select-- [GO]

Accounts

- ☒ CBP Incorporated ↑

Declarations

Add Declaration

[Create]

Filter Declarations

Account ID #: []

Account Name: []

Valid From: [] (mm/dd/yyyy)

Valid To: [] (mm/dd/yyyy)

Status: --Select--

Status Date: [] (mm/dd/yyyy)

Declaration #: []

Declaration Type: --Select--

[Filter] [Cancel]

All MID #s: ☐

Manufacturer ID#: []

Manufacturer Name: []

Ruling #: []

HTS #: []

Case #: []

Filer #: --Select--

Search Results

Showing 1 - 6 of 6

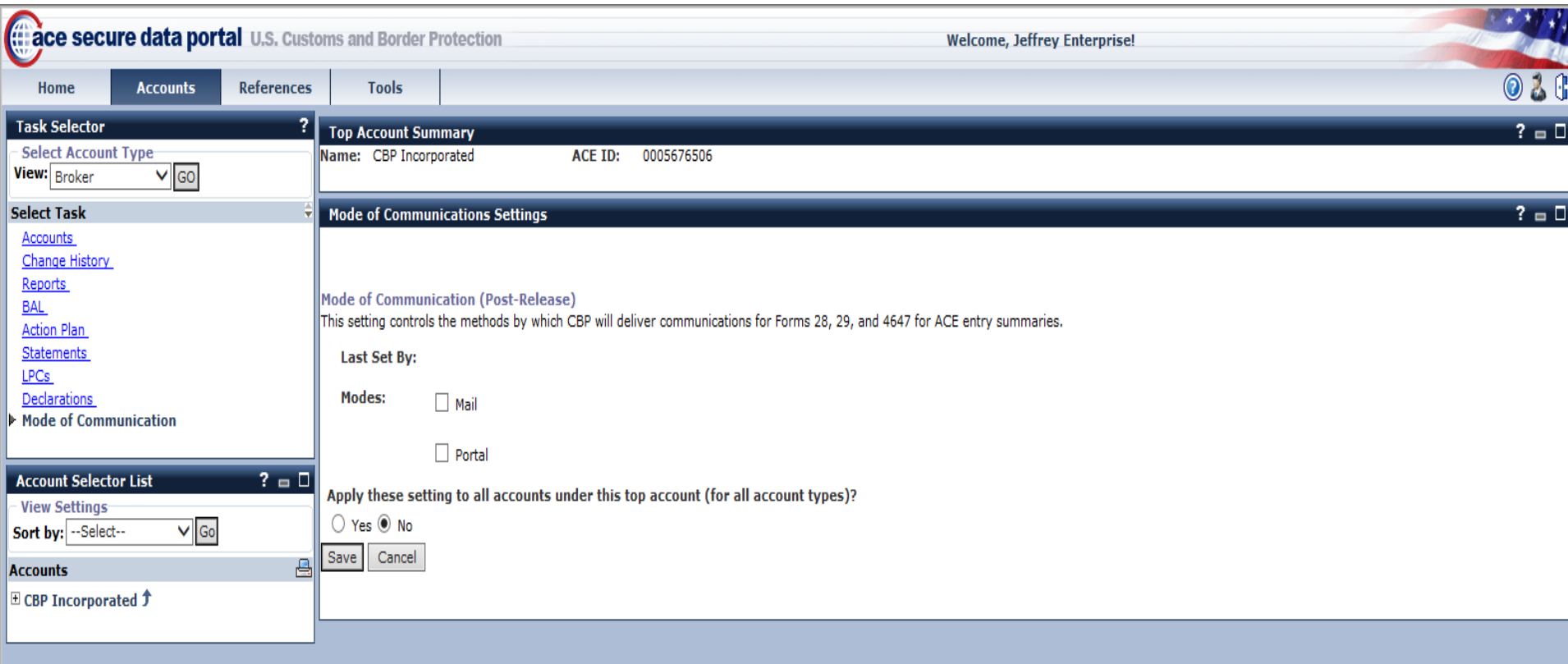
Decl. #	Decl. Type	Account ID #	Case #	Ruling #	Status	Valid From	Valid To
0000263224	NRBS	69-9999999AC	A-570-506-000		Active	01/01/2010	12/31/2010
0000272732	NRBS	12-345678900	A-475-201-086		Active	05/01/2011	05/01/2012
0000281883	NRBS	12-345678900	A-475-201-086		Active	01/01/2012	01/03/2013
0000290803	NRBS	69-9999999AC	A-475-201-086		Active	02/13/2012	02/13/2013
0000302190	NRBS	12-345678900	A-475-201-086		Active	06/01/2012	06/01/2013
0000302218	NRBS	12-345678900	A-475-201-086		Active	06/07/2012	06/07/2013

Provide Nationwide CBP visibility to:

- Affidavits of Manufacturer
- Importer Certifying Statements
- Non-Reimbursement Blanket Statements (Antidumping/Countervailing Duty)
- North American Free Trade Agreement (NAFTA) Certificates of Origin



Mode of Communication Settings



The screenshot shows the 'ace secure data portal' for U.S. Customs and Border Protection. The user is logged in as 'Jeffrey Enterprise!'. The main navigation bar includes 'Home', 'Accounts', 'References', and 'Tools'. The 'Accounts' tab is active, showing a 'Task Selector' on the left and a 'Top Account Summary' on the right. The 'Task Selector' includes a 'Select Account Type' dropdown set to 'Broker' and a 'GO' button. Below it is a 'Select Task' list with links for 'Accounts', 'Change History', 'Reports', 'BAL', 'Action Plan', 'Statements', 'LPCs', and 'Declarations'. The 'Mode of Communication' task is selected. The 'Top Account Summary' shows 'Name: CBP Incorporated' and 'ACE ID: 0005676506'. The 'Mode of Communications Settings' section is titled 'Mode of Communication (Post-Release)' and explains that it controls communication methods for Forms 28, 29, and 4647. It includes a 'Last Set By:' field, a 'Modes:' section with checkboxes for 'Mail' and 'Portal', and an 'Apply these setting to all accounts under this top account (for all account types)?' section with radio buttons for 'Yes' and 'No'. 'Save' and 'Cancel' buttons are at the bottom.

ace secure data portal U.S. Customs and Border Protection

Welcome, Jeffrey Enterprise!

Home Accounts References Tools

Task Selector ?

Select Account Type
View: Broker GO

Select Task

- [Accounts](#)
- [Change History](#)
- [Reports](#)
- [BAL](#)
- [Action Plan](#)
- [Statements](#)
- [LPCs](#)
- [Declarations](#)

Mode of Communication

Account Selector List ?

View Settings
Sort by: --Select-- GO

Accounts

- CBP Incorporated ↑

Top Account Summary ?

Name: CBP Incorporated ACE ID: 0005676506

Mode of Communications Settings ?

Mode of Communication (Post-Release)
This setting controls the methods by which CBP will deliver communications for Forms 28, 29, and 4647 for ACE entry summaries.

Last Set By:

Modes: ☐ Mail ☐ Portal


Apply these setting to all accounts under this top account (for all account types)?
☐ Yes ☒ No

Save Cancel

Importer Security Filing (ISF)

The screenshot displays the ACE Secure Data Portal interface. At the top, the header includes the ACE logo, the text "ace secure data portal U.S. Customs and Border Protection", and a welcome message "Welcome, Jeffrey Enterprise!". Below the header is a navigation bar with tabs for "Home", "Accounts", "References", and "Tools". The "References" tab is currently selected. On the left side, there is a "Task Selector" panel with a search icon and a list of links: "Select Task", "Links", "HTS", "Port", "Gold Rate", "Country Code", "MID", "UN Loc Code", "AD/CVD Cases Search", and "AD/CVD Messages Search". The "Links" link is highlighted. The main content area, titled "Links", contains the heading "Importer Security Filing (ISF)" and the instruction "Click the button below to view the ISF web site in a new web browser window:". Below this instruction is a button labeled "Launch ISF".

ISF Module – Step 1

 **Importer security filing portal** U.S. Customs and Border Protection

Home New Filing Search Filing Account Settings Reports Account Type: Importer Welcome, Jeffrey Enterprise

Importer Security Filing

ISF Assistant

Step 1: Filing Details Step 2: Party Details Step 3: Shipment Details Step 4: Review and Submit

Filing Information

Filing Type: ISF-10 ISF Shipment Type: 01-Standard or regular filings

ISF IOR/PP/SSN Number: 999999999 Action Reason Code: Complete Transaction

Bond Information

☒ Continuous ☐ Single Transaction

Select one of your continuous bonds on file: JANE'S BONDS

Bills of Lading

SCAC: Bill Number:

Bill Type: House

Add


Bill Number	Bill Type
-------------	-----------

Step 1 of 4 Next

90%



ISF Module – Step 2

 **Importer security filing portal** U.S. Customs and Border Protection

Home | **New Filing** | Search Filing | Account Settings | Reports

Account Type: Importer | Welcome, Jeffrey Enterprise

Importer Security Filing

Step 1: Filing Details | **Step 2: Party Details** | Step 3: Shipment Details | Step 4: Review and Submit

Party Type: **Selling Party** | Identification Type: **Name and Address**

Saved Parties: **SELECT A SAVED PARTY TO USE** | Use

Identification Information

Name:

Address Line1:

Address Line2:

City:

State / Province: Country:

Postal Code / Zip:

Save as new party? ☐ **Add to ISF >>>**


Step 2 of 4 | Back | Next

ISF Assistant

REQUIRED PARTIES

- ☐ **Selling Party**
- ☐ **Buying Party**
- ☐ **Ship To Party**
- ☐ **Scheduled Container Stuffing Location**
- ☐ **Consolidator**
- ☐ **Consignee**
- ☐ **Importer of Record**

ISF Module – Step 3

 **Importer security filing portal** U.S. Customs and Border Protection

Home | **New Filing** | Search Filing | Account Settings | Reports

Account Type: Importer | Welcome, Jeffrey Enterprise

Importer Security Filing

Step 1: Filing Details | Step 2: Party Details | **Step 3: Shipment Details** | Step 4: Review and Submit

Manufacturer / Supplier Identification Type:
Name and Address

Identification Information

Name:

Address Line1:

Address Line2:

City:

State / Province: Country:

Postal Code / Zip:

Commodity

HTS Code:

Country of Origin:

Reuse Party? ☐ Save Party? ☐


Saved Manufacturer / Suppliers:
SELECT A SAVED PARTY TO USE

Manufacturer / Supplier ID	HTS Number	Country Code
----------------------------	------------	--------------

Step 3 of 4

ISF Assistant

ISF Module – Step 4

 **Importer security filing portal** U.S. Customs and Border Protection

Home New Filing Search Filing Account Settings Reports Account Type: Importer Welcome, Jeffrey Enterprise

Importer Security Filing

Step 1: Filing Details Step 2: Party Details Step 3: Shipment Details **Step 4: Review and Submit**

Security Filing

ISF Importer Number: 999999999
Action: Add
Action Reason: CompleteTransaction
Bond Holder: JANE'S BONDS

Bills

Bill Number	Bill Type
MAEU123456789	House

Parties

Party Identifier	Type
9876	Selling Party
9876	Buying Party
9876	Ship To Party
9876	Scheduled Container Stuffing Location
9876	Consolidator
59-1950575	Importer of Record
59-1950575	Consignee

Commodities

	HTS Code	Country Code
Jane's Bonded Whse	12345678	CO
	987654321	MX


Step 4 of 4

Back Submit Filing

ISF Assistant



ISF Search Filing



 **Importer security filing portal** U.S. Customs and Border Protection

[Home](#) [New Filing](#) **[Search Filing](#)** [Account Settings](#) [Continue Filing](#) [Reports](#)

Account Type: ▼

Welcome, Jeffrey Enterprise

Search Criteria


Submitted between:  And 

ISF Transaction #: Bill Number:

IOR Number: Status: ▼



ISF Account Settings

**Importer security filing portal** U.S. Customs and Border Protection

[Home](#) [New Filing](#) [Search Filing](#) [Account Settings](#) [Continue Filing](#) [Reports](#)

Account Type: Importer Welcome, Jeffrey Enterprise

Account Settings

[Importer of Records](#)
[Bonds](#)
[Parties](#)

Add Importer of Record Numbers

Enter IOR Identification Information

IOR Number:

IOR Format: Employer Identification Number (IRS #)

Add IOR

Importer of Record Number on File (13)

	Identifier	Identifier Type	Full Name	Date Of Birth	Country	Status
remove	999999999	DUN				Approved

Account Settings

[Importer of Records](#)
[Bonds](#)
[Parties](#)

Add Continous Bonds

Continuous Bond Information

Bond Holder Id:

Bond Activity: Importer or Broker

Add Bond

Continuous Bonds on File (3)

	Identifier	Identifier Type	Status
remove	JANE'S BONDS	ImporterOrBroker	Approved

Account Settings

[Importer of Records](#)
[Bonds](#)
[Parties](#)

Create New Reusable Party

Identification Type:
Name and Address

Identification Information

Name:

Address Line1:

Address Line2:

City:

State / Province: Country:


Postal Code / Zip:

Save Party

Saved Parties (6)

	Alias / Name	Identifier	Identifier Type
remove	Assoc. CHB	59-1950575	Employer Identification Number (IRS #)

ISF Reports – Broker

 **Importer security filing portal** U.S. Customs and Border Protection

Home Reports Account Type: Welcome, Jeffrey Enterprise


Filer Reports

[Subscribe to Reports](#)
[View Reports](#)

	Report Month/year	Report Name	Organization	Date/Time	File Size (Kb)
Delete	August-2016	By Filer Report (PDF)	0AAR	8/3/2016 9:24:07 AM	52.53
Delete	August-2016	By Filer Report (PDF)	XXXT	8/3/2016 9:22:34 AM	53.06
Delete	August-2016	Late ISF Filer Report (Excel)	0AAR	8/3/2016 9:17:53 AM	10.77
Delete	August-2016	Late ISF Filer Report (Excel)	XXXT	8/3/2016 9:16:24 AM	10.77
Delete	August-2016	By Filer By Importer Report (Excel)	0AAR	8/3/2016 9:00:43 AM	11.19
Delete	August-2016	By Filer By Importer Report (Excel)	XXXT	8/3/2016 8:59:35 AM	11.19
Delete	August-2016	By Filer By Importer Report (PDF)	0AAR	8/3/2016 8:55:51 AM	52.87
Delete	August-2016	By Filer By Importer Report (PDF)	XXXT	8/3/2016 8:54:18 AM	52.75
Delete	July-2016	By Filer Report (PDF)	0AAR	7/3/2016 1:32:23 PM	53.31
Delete	July-2016	By Filer Report (PDF)	XXXT	7/3/2016 1:30:59 PM	52.88
Delete	July-2016	Late ISF Filer Report (Excel)	0AAR	7/3/2016 1:26:49 PM	10.77
Delete	July-2016	Late ISF Filer Report (Excel)	XXXT	7/3/2016 1:25:43 PM	10.77
Delete	July-2016	By Filer By Importer Report (Excel)	0AAR	7/3/2016 1:10:37 PM	11.19
Delete	July-2016	By Filer By Importer Report (Excel)	XXXT	7/3/2016 1:09:19 PM	11.19
Delete	July-2016	By Filer By Importer Report (PDF)	0AAR	7/3/2016 1:04:44 PM	53.37
Delete	July-2016	By Filer By Importer Report (PDF)	XXXT	7/3/2016 1:02:54 PM	52.76
Delete	June-2016	By Filer By Importer Report (PDF)	0AAR	6/6/2016 10:18:46 PM	52.74
Delete	June-2016	By Filer By Importer Report (PDF)	XXXT	6/6/2016 10:18:46 PM	52.74

100%

ISF Reports - Importer

 **Importer security filing portal** U.S. Customs and Border Protection

[Home](#) [New Filing](#) [Search Filing](#) [Account Settings](#) [Continue Filing](#) **Reports**

Account Type: Welcome, Jeffrey Enterprise

Reports

[Subscribe to Reports](#)
[View Reports](#)

	Report Month/year	Report Name	Date/Time	File Size (Kb)
Delete	August-2016	Late ISF Importer Report (Excel)	8/3/2016 9:08:49 AM	10.77
Delete	August-2016	Importer Report (PDF)	8/3/2016 8:47:19 AM	53.06
Delete	August-2016	Submission History Report (Excel)	8/3/2016 8:36:13 AM	19.37
Delete	July-2016	Late ISF Importer Report (Excel)	7/3/2016 1:19:25 PM	10.77
Delete	July-2016	Importer Report (PDF)	7/3/2016 12:54:59 PM	52.87
Delete	July-2016	Submission History Report (Excel)	7/3/2016 12:41:57 PM	19.37
Delete	June-2016	Late ISF Importer Report (Excel)	6/7/2016 3:31:43 PM	10.77
Delete	June-2016	Importer Report (PDF)	6/6/2016 3:50:16 PM	52.55
Delete	June-2016	Submission History Report (Excel)	6/3/2016 2:54:01 PM	19.37
Delete	May-2016	Late ISF Importer Report (Excel)	5/15/2016 8:49:57 PM	10.77
Delete	May-2016	Late ISF Importer Report (Excel)	5/15/2016 8:26:34 PM	10.77
Delete	May-2016	Importer Report (PDF)	5/15/2016 7:04:20 PM	52.75
Delete	May-2016	Submission History Report (Excel)	5/15/2016 6:35:34 PM	19.37
Delete	May-2016	Submission History Report (Excel)	5/10/2016 5:25:23 PM	19.37
Delete	May-2016	Importer Report (PDF)	5/10/2016 4:46:23 PM	52.75
Delete	May-2016	Submission History Report (Excel)	5/5/2016 1:55:30 PM	19.37
Delete	May-2016	Late ISF Importer Report (Excel)	5/5/2016 9:47:45 AM	10.77
Delete	May-2016	Submission History Report (Excel)	5/4/2016 12:12:54 PM	19.37

100%

MID Search

The screenshot displays the ACE Secure Data Portal interface. At the top, the header includes the portal logo, the text "U.S. Customs and Border Protection", and a welcome message "Welcome, Jeffrey Enterprise!". Below the header is a navigation bar with tabs for "Home", "Accounts", "References", and "Tools". The "References" tab is currently selected. On the left side, a "Task Selector" panel lists various tasks: "Select Task", "Links", "HTS", "Port", "Gold Rate", "Country Code", "MID", "UN Loc Code", "AD/CVD Cases Search", and "AD/CVD Messages Search". The "MID" task is highlighted. The main content area is titled "MID Search" and contains two radio buttons for search criteria: "MID:" (selected) and "Firm Name:". Each radio button is followed by a text input field. Below these fields are "Search" and "Cancel" buttons. At the bottom of the main content area, a table header is visible with columns: "MFR ID", "Status", "Firm Name", and "City".

ace secure data portal U.S. Customs and Border Protection Welcome, Jeffrey Enterprise!

Home Accounts References Tools

Task Selector ?

- Select Task
- Links
- HTS
- Port
- Gold Rate
- Country Code
- MID**
- UN Loc Code
- AD/CVD Cases Search
- AD/CVD Messages Search

MID Search ?


☒ MID:

☐ Firm Name:

Search Cancel

MFR ID	Status	Firm Name	City
--------	--------	-----------	------

AD/CVD Case Search Results

 **ace secure data portal** U.S. Customs and Border Protection Welcome, Jeffrey Enterprise!

Home Accounts **References** Tools

Task Selector ?

Select Task

- [Links](#)
- [HTS](#)
- [Port](#)
- [Gold Rate](#)
- [Country Code](#)
- [MID](#)
- [UN Loc Code](#)
- [AD/CVD Cases Search](#)**
- [Company Details](#)
- [AD/CVD Messages Search](#)

Search AD/CVD Cases ?

Search AD/CVD Case

Case #:

Country:

HTS #:

Party Name:

Party ID:

Company Status:

Short Description:


Search Results

Showing 1 - 10 of 99

Case #	Status	Rel Case #	Short Description	Cntry	Party Name
A-580-809-000	Active	No	CIRC WELD STEEL PIPE	KR	
A-580-809-001	Active	No	CIRC WELD STEEL PIPE	KR	Mfr - HYUNDAI HYSCO Exp - and/or
A-580-809-002	Active	No	CIRC WELD STEEL PIPE	KR	Mfr - HUSTEEL CO., LTD. Exp - and/or
A-580-809-003	Active	No	CIRC WELD STEEL PIPE	KR	Mfr - MASAN STEEL TUBE
A-580-809-004	Active	No	CIRC WELD STEEL PIPE	KR	Mfr - SEAH STEEL CORPORATION Exp - and/or
A-580-809-005	Active	No	CIRC WELD STEEL PIPE	KR	Mfr - DONGBU STEEL CO., LTD. Exp - and/or
A-580-809-006	Active	No	CIRC WELD STEEL PIPE	KR	Mfr - KOREA IRON & STEEL CO., LTD. Exp - and/or
A-580-809-007	Active	No	CIRC WELD STEEL PIPE	KR	Mfr - Nexteel Co., Ltd. Exp - and/or
A-580-809-008	Active	No	CIRC WELD STEEL PIPE	KR	Mfr - A-JU Besteel Co., Ltd. Exp - and/or
A-580-809-009	Active	No	CIRC WELD STEEL PIPE	KR	Mfr - UNION STEEL CO., LTD. Exp - and/or

[1] [2](#) [3](#) [4](#) [5](#) [6](#) [7](#) [8](#) [9](#) [10](#) > >>

AD/CVD Message Search Results

 **ace secure data portal** U.S. Customs and Border Protection Welcome, Jeffrey Enterprise!

Home Accounts **References** Tools

Task Selector

Select Task

- [Links](#)
- [HTS](#)
- [Port](#)
- [Gold Rate](#)
- [Country Code](#)
- [MID](#)
- [UN Loc Code](#)
- [AD/CVD Cases Search](#)
- [AD/CVD Messages Search](#)**
- [Message Details](#)

Search AD/CVD Messages

Search AD/CVD Message

Message #:

Message Type:

Message Subtype:

Message Status:

Message Date (from):

Message Date (to):

Case #:

Court #:

Party ID:

Message Title (RE:):

Reference Message #:


POR Search Date:

Effective Date:

Search Results
Showing 1 - 6 of 6

Message #	Status	Message Date	Type/SubType	POR	Message Title (RE:)
0012313	Active	01/12/2010	INI		REISSUANCE OF INITIATION OF COUNTERVAILING DUTY INVESTIGATIONS AND POSTPONEMENT OF PRELIMINARY DETERMINATIONS: STEEL PRODUCTS FROM NEW ZEALAND (C-614-208)
0013309	Active	01/13/2010	INI		REISSUANCE OF INITIATION OF CVD INVESTIGATIONS AND POSTPONEMENT OF PRELIMINARY DETERMINATIONS: CERTAIN STEEL PRODUCTS FROM SPAIN (A-470-207; A-470-209)
0013310	Active	01/13/2010	INI		REISSUANCE OF INIT. OF CVD INVEST. AND POSTPONEMENT- OF PRELIMINARY DETERMINATIONS FOR CERAIN STEEL PRODUCTS FROM MEXICO AND SWEDEN (C-201-208/209; C-401-208)
0124302	Active	05/04/2010	INI	01/01/2009 - 02/28/2010	INITIATION OF NEW SHIPPER REVIEW-BONDING OPTION (C-570-923-003)
0147303	Active	05/27/2010	INI	11/01/2008 - 10/31/2009	INITIATION OF NEW SHIPPER REVIEWS: BONDING OPTION
0327304	Active	11/23/2010	INI	11/18/2010 - 11/18/2010	INITIATION OF COUNTERVAILING DUTY INVESTIGATION OF MULTILAYERED WOOD FLOORING FROM THE PEOPLE'S REPUBLIC OF CHINA (C-570-971)

User Access

ace secure data portal U.S. Customs and Border Protection

Welcome, Jeffrey Enterprise!

HomeAccountsReferencesTools

Task Selector ?

- User Account Administration
- User Access
- Cross Account Access
- Find Users
- Merge Accounts
- Change Password
- Manifest Tools

User Access

*Indicates field is required

Add User

-- Select --

Filter Users

* **Last Name:** *

First Name:

* **Display:** ☒ My Users ☐ All Persons

Showing 1 - 10 of 68

Last Name	First Name	User ID
Welter	Patricia	PW6478
Welter	Patricia	PW3842
Mulder	Janet	JM1ae5
Brown	Anita	AB5105c
Enterprise	B	BE51a01
Korpusik	Frank	FK44fbf
radrodriguez	carlos	cr36b3d
Lawler	Kathy	KL86faa
Barela	Michael	MB8ab4e
McCann	Shari	SM2ab84

[1] 2 3 4 5 6 7 > >>



Changing Passwords

Bureau of Customs and Border Protection ACE Login - Windows Internet Explorer provided by US Customs & Border Protection

 **ace secure data portal** U.S. Customs and Border Protection

Reset Password

To change your password, please provide the following information. Your new password must adhere to the [Password Policy](#) rules and will become effective immediately.

*Current Password


*New Password

*Retype new Password

If you need assistance with the portal, please contact the CBP Technology Support Center at 1-866-530-4172 for trade and PGA users, or 1-800-927-8729 for CBP personnel.



Updated Password Rules

 **ace secure data portal** U.S. Customs and Border Protection

All ACE passwords must:

- Contain **at least 12 characters**.
- Contain a combination of **uppercase letters, lowercase letters, and numbers**.
- Contain at least one of the following symbols: ! " # \$ % & ' () * + , - . / : ; < = > ? @ [\] ^ _ ` { | } ~
- **Not contain any consecutively repeated characters**. Note that your new password:
- Cannot contain your userid.
- Cannot contain your name.
- Cannot be the same as a previously used password.
- Cannot be the reverse of a previously used password.

Close

If you need assistance with the portal, please contact the CBP Technology Support Center at 1-866-530-4172 for trade and PGA users, or 1-800-927-8729 for CBP personnel.

ACE Reports Demonstration



ACE Reports Training



<https://www.cbp.gov/trade/ace/training-and-user-guides#reports>



ACE Reports Videos Series

- Accessing ACE Reports
- Setting Default Preferences
- Navigating ACE Reports
- Navigating the
- Running Standard Workspace Reports
- Saving and Exporting a Reports
- Modifying Report Queries
- Modifying Display of a Report
- Modifying Query Filters
- Creating Ad Hoc Reports
- Scheduling a Recurring Report

How to Get Support



ACE Support



ACE Availability
Dashboard



ACE Training



FAQs

Reports Video Walkthroughs

Accessing ACE Reports

Learn to navigate to ACE Reports from within the ACE Portal.



Setting Default Preferences

Learn to customize ACE Reports preferences.



Navigating ACE Reports

Learn the structure of ACE Reports and navigating features.



Navigating the Workspace

View how to navigate within the reports workspace.



Running Standard Reports

Overview of running standard pre-defined ACE reports.



Saving and Exporting Reports

Learn how to save and export the results of a report.



Modifying Report Queries

Learn how to modify the parameters of a report query.



Modifying Display of a Report

Learn how to customize the field displayed in a report.



Modifying Query Filters

Learn how to modify the filters in a query.



Scheduling a Recurring Report

Learn to run reports on a dynamic schedule of your choice.



Creating Ad Hoc Reports

Learn how to develop reports from the ground up.



<https://www.cbp.gov/trade/ace/training-and-user-guides#reports>



U.S. Customs and
Border Protection



Launching ACE Reports

The screenshot displays the ACE secure data portal interface. At the top, the header includes the ACE logo, "ace secure data portal", "U.S. Customs and Border Protection", and a welcome message "Welcome, Jeffrey Enterprise!". Below the header is a navigation bar with tabs: Home, Accounts, References, and Tools. The main content area is divided into three sections:


- Task Selector:** Contains a "Select Account Type" dropdown menu with "View:" and "GO" buttons. Below it is a "Select Task" section with links: [Accounts](#), [Change History](#), [Reports](#), [BAL](#), [Action Plan](#), [Statements](#), [LPCs](#), [Declarations](#), and [Mode of Communication](#).
- Account Selector List:** Contains a "View Settings" section with a "Sort by:" dropdown menu and a "Go" button. Below it is an "Accounts" section with a list of accounts: "CBP Incorporated" and "CBP BROKERAGE, ACE PORTAL TEST BROK".
- Broker Summary:** Displays "Name: CBP Incorporated" and "ACE ID: 0005676506".
- Launch Reports and Quickview Tool:** Contains a "Launch Tool" button and a description: "Click the launch button to access ACE Reports, which allows you to run, modify, schedule and print standard public reports as well as customized ad hoc reports."
- Launch Extracts:** Contains a "Launch Extracts" button and a red notice: "Notice: Authorized Data Extracts feature will be retired upon deployment of remaining ACE Post Release capabilities currently scheduled for early 2017. Moving forward, all reporting capabilities will be provided by ACE Reports." Below the notice is a description: "Click the launch button to access Authorized Data Extracts, to schedule new extracts or download the results of previously requested extracts."

- Reminders:

- Select your designated account view before launching ACE Reports
- Disable your Internet browser's pop-up blocker



ACE Reports Home Tab



Welcome: **JE727770** | Applications | Preferences | Help menu | Log off

Home | Documents

ACE REPORTS

Role: Broker | Account ID: 0005676506

Search Workspaces:

Available Workspaces	Info
Trade	
Broker	
Training	
Training	

Create Ad Hoc Report

View ACE Reports Training Resources

Updates

10/05/2017 - Enhanced Entry Summary standard reports now available via the *Entry Summary* workspace
10/05/2017 - Entry Summary universe now available via the *Create Ad Hoc Report* button
10/05/2017 - Updated data dictionary, catalog, and tips archive available in *ACE Reports Training Resources*
12/21/2016 - New ACE Reports Data Dictionary for Trade now available on the ACE Reports Training Resources page
11/08/2016 - Updated ACE Reports User Guide now available on the ACE Reports Training Resources page
11/06/2016 - New ACE Reports Catalog now available on the ACE Reports Training Resources page
09/14/2016 - New Protest Filer workspace and report now available
09/14/2016 - New CR-007 Cargo Release Entry Status report now available for Brokers

Tips

Exporting Report

There are three methods that a user can use to export their results to Excel: 1) **Export Document As** will export all of the contents, with each individual report appearing as a separate tab in Excel, 2) **Export Current Report As** will export the report currently visible on the user's screen to an Excel file, and 3) **Export Data to CSV** will export the raw results retrieved from the query. For quick overview, watch: [ACE Reports Video 6 - Saving and Exporting a Report \(Caption File\)](#)

Need Assistance? The ACE Account Service Desk can be reached by phone at 866-530-4172 or via email at ACE.Support@cbp.dhs.gov


100%



U.S. Customs and
Border Protection



ACE Reports Training

Welcome: JE811ce | Applications | Preferences | Help menu | Log off

Home | Documents | Loading...

ACE REPORTS - TRAINING RESOURCES

Role: Broker | Account ID: 0005676506

Reference Materials

ACE Reports Data Dictionary

Updates & Tips

ACE Reports User Guide

Training Content


Quick Training Videos

ACE Reports Data Dictionary

This section contains the ACE Reports Data Dictionaries available to ACE Reports users in the trade community. These dictionaries are reference guides designed to enhance the understanding of ACE Reports by clearly categorizing and defining standard reports and data objects available to system users.

Available dictionaries:

- ACE Reports Data Dictionary for Trade v2017-10
- ACE Portal Reports Dictionary-Carriers 6-30-2009
- ACE Portal Reports Dictionary-Importers 6-30-2009
- ACE Reports Data Dictionary for Exporters v2015-06
- ACE Portal Reports Dictionary-Brokers 6-30-2009
- ACE Portal Reports Dictionary-Sureties 6-30-2009

 **Need Assistance?** The ACE Account Service Desk can be reached by phone at 866-530-4172 or via email at ACE.Support@cbp.dhs.gov

 View ACE Reports Training Resources

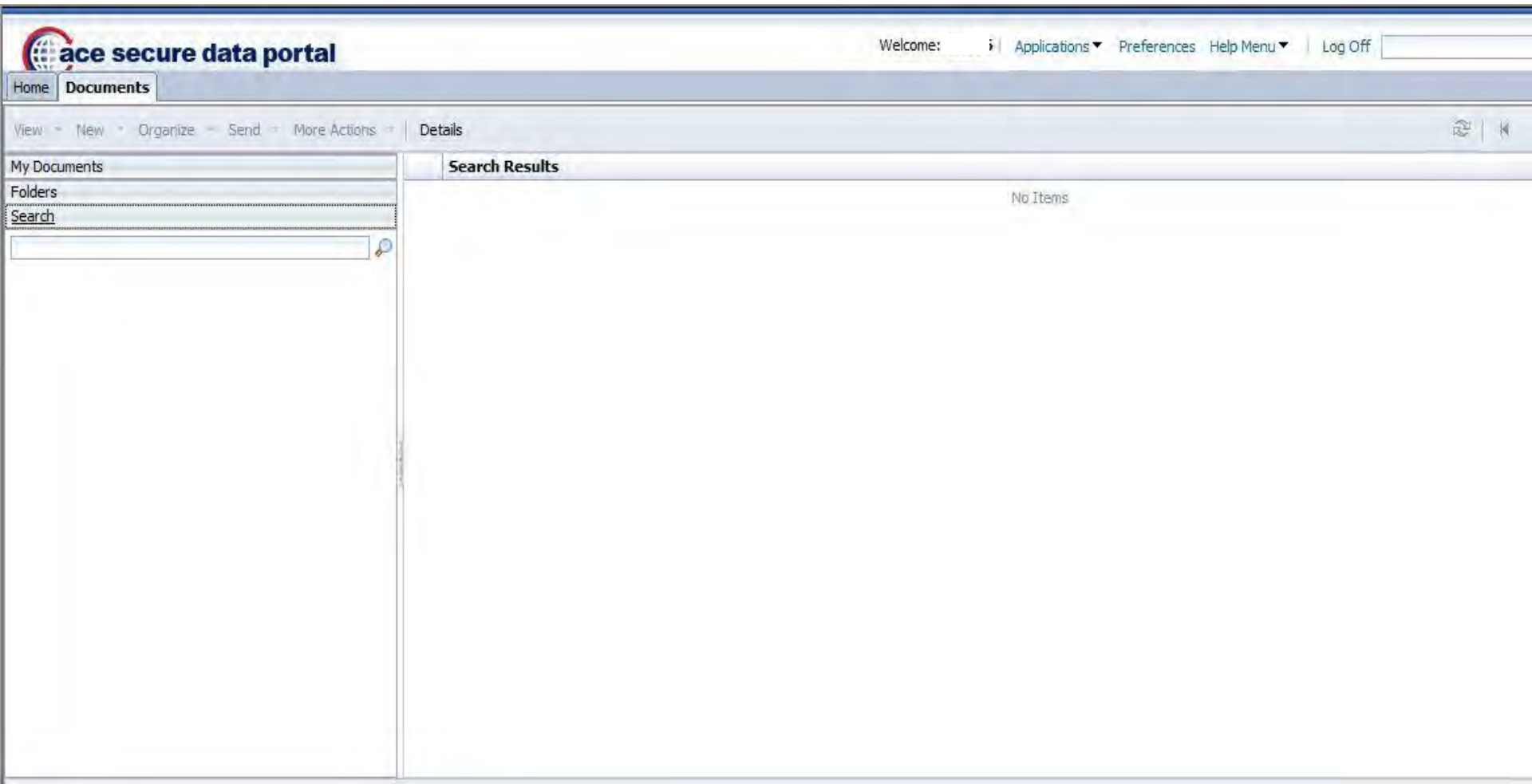
85%



U.S. Customs and
Border Protection



Documents Tab



My Documents Panel

ace secure data portal

Home Documents

View New Organize Send More Actions Details

My Documents

- My Favorites
 - AdhocTemp
 - Carlos Rodriguez Folder
- Inbox
- My Alerts
- Subscribed Alerts

Title ^

BEAR Report For Trade - Cargo Release - Cancelled Entries

BEAR Report For Trade - Cargo Release - Entry Summary Not Filed

BEAR Report For Trade - Cargo Release - Unresolved Entries

BEAR Report For Trade - Entry Summaries - Not / Partially Paid Entry Summaries

BEAR Report For Trade - Entry Summary - Cancelled Entry Summaries

BEAR Report For Trade - Entry Summary - Rejected Entry Summaries

BEAR Report for Trade - Open Bills

Type

Web Intelligence

Web Intelligence

Web Intelligence

Web Intelligence

Web Intelligence

Web Intelligence

Web Intelligence

Last Run

In

0

0

0

0


0

0

0

Total: 7 items

Folders Panel

Welcome: | Applications ▾ | Preferences | Help menu ▾ | Log off

HomeDocuments

View ▾New ▾Organize ▾Send ▾More Actions ▾Details

My Documents

Folders

Public Folders

ACE

ACE Home

Trade Workspaces

Training

Shared Reports

Search

Title ▴	Type	Last Run	Instances
ACE	Folder		

Total: 1 items

Import ACE Reports

Home Documents Loading...

Cargo Release Entry Summary Statements

Navigation List

Reports

- CR-004 Cargo Release Line Details
- CR-005 Cargo Release Entry Details
- CR-009 Cargo Release Entry Status

Home Documents Loading... Loading...

Cargo Release Entry Summary Statements

Entry Summary AD/CVD

Navigation List

Reports

- AM-001 Entry Summary Lines by HTS Number Report
- AM-003 Entry Summary Lines by Filer Code Report
- AM-007 Entry Summary Lines by Mfr Code Report
- AM-008 Entry Summary Line Detail Report
- AM-009 Summary of Mfr Code by Value Report
- AM-010 Summary of HTS Nbrs by Value Report
- AM-015 Summary of IR Nbrs by Value Report
- AM-019 Summary of Filer Codes by Value Report
- AM-064 Entry Summary Line by Entry Nbr Report
- AM-068 Entry Summary Report
- AM-100 Courtesy Notice of Liquidation
- ESM-7001 Entry Summary Census Warning and Override
- ESM-7008 Entry Summary Line Detail Report
- ESM-7024 ACE Reject Report
- ESM-7025 CBP Form 28, 29, 4647 Status Report
- ESM-7068 Entry Summary Report
- ES-001 Entry Summary Header Details
- ES-002 Entry Summary Line Details
- ES-003 Entry Summary Line Tariff Details
- ES-004 Rejected and Cancelled Entry Summaries
- ES-005 Late Filed Entry Summaries
- ES-006 Entry Summary Dimensions by Value

Cargo Release Entry Summary Statements

Entry Summary AD/CVD

Navigation List

Reports

- ES-105 ADCVD Active Case List
- ES-109 ADCVD Entry Summary Liquidation

Home Documents Loading...

Cargo Release Entry Summary Statements

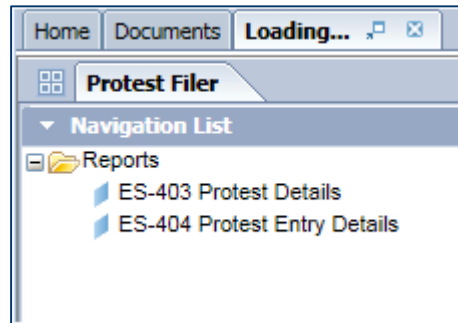
Navigation List

Reports

- AR-006 Sub-Ledger Report
- AR-007 Periodic Statement Detail
- AR-007 Periodic Statement Quickview - Broker



Protest ACE Reports



Running Reports



Cargo Release (CR) Universe Reports - Data Elements Preview

CR- 004 Cargo Release Line Details

Entry Number	Entry Line Number	Entry Line Sequence Number	Entry Type Code	HTS Number - Full	HTS Description	Entry Date	Filer Code	Importer Number	Manufacturer Code	Country of Origin Code	Port of Entry Code	Mode of Transportation Code	Entry Line Value	Entry System of Release	Message Set Indicator (Entry Line)
--------------	-------------------	----------------------------	-----------------	-------------------	-----------------	------------	------------	-----------------	-------------------	------------------------	--------------------	-----------------------------	------------------	-------------------------	------------------------------------

CR-005 Cargo Release Entry Details


Entry Number	Entry Type Code	Entry Date	Importer Number	Port of Entry Code	Mode of Transportation Code	Entry Value	System of Release	Message Set Indicator (Entry)
--------------	-----------------	------------	-----------------	--------------------	-----------------------------	-------------	-------------------	-------------------------------

CR-009 Cargo Release Entry Status

Cargo Release Port of Entry	Entry Number	Filer Code	Carrier SCAC/IATA Code	Consignee Name	Mode of Transportation Code	Entry Type Code	Entry Status	Entry Filing Date	Number of Days Since Entry Filed
-----------------------------	--------------	------------	------------------------	----------------	-----------------------------	-----------------	--------------	-------------------	----------------------------------



Canned CR-004 Cargo Release Line Details Report


 Welcome: JE727770 | Applications | Preferences | Help menu | Log off

Home Documents Broker

Cargo Release Entry Summary Statements

Viewer

Web Intelligence | Track | Drill | Filter Bar | Freeze | Outline | Reading | Design

 **CR-004**
Cargo Release Line Details

FOR OFFICIAL USE ONLY UNLESS OTHERWISE AUTHORIZED

NO DATA FOUND

Report Parameters:

Entry Dates Between: ALL to ALL	HTS Number: ALL	Country of Origin: ALL
Manufacturer Code: ALL	Importer Number: ALL	Port of Entry: ALL
Release Dates Between: ALL to ALL	Message Set Indicator (Entry Line): ALL	

Entry Number	Entry Line Number	Entry Line Sequence Number	Entry Type Code	HTS Number - Full	HTS Description	Entry Date	Filer Code	Importer Number	Manufacturer Code	Country of Origin Code	Port of Entry Code	Mode of Transportation Code	Entry Line Value	Entry System of Release	Message Set Indicator (Entry Line)
--------------	-------------------	----------------------------	-----------------	-------------------	-----------------	------------	------------	-----------------	-------------------	------------------------	--------------------	-----------------------------	------------------	-------------------------	------------------------------------

Main Report | Report Parameters

Main Report | Track changes: Off | Page 1 of 1 | 100%

CR-004 CR Line Details Report Prompt

Prompts

Prompts Summary

✓	Entry Date (Begin)
✓	Entry Date (End)
✓	Release Date (Begin)
✓	Release Date (End)
✓	Country of Origin
✓	HTS Number
✓	Importer Number
✓	Manufacturer Code
✓	Message Set Indicator (Entry Line)
✓	Port of Entry

Entry Date (Begin) (optional)

M/d/yyyy h:mm:ss a

OK Cancel



Canned CR-005 Cargo Release Entry Details Report


ace secure data portal

Welcome: JE727770 | Applications | Preferences | Help menu | Log off

Home | Documents | Loading...

Cargo Release | Entry Summary | Statements

Web Intelligence | Track | Drill | Filter Bar | Freeze | Outline | Reading | Design

 **CR-005**
Cargo Release Entry Details

FOR OFFICIAL USE ONLY UNLESS OTHERWISE AUTHORIZED

NO DATA FOUND

Report Parameters:

Entry Dates Between: ALL to ALL	Country of Origin: ALL	HTS Number: ALL
Importer Number: ALL	Port of Entry: ALL	

Entry Number	Entry Type Code	Entry Date	Importer Number	Port of Entry Code	Mode of Transportation Code	Entry Value	System of Release	Message Set Indicator (Entry)

Main Report | Report Parameters

Main Report | Track changes: Off | Page 1 of 1 | 100% | 252 days ago

CR-005 CR Entry Details Report Prompts

Prompts

Prompts Summary

✓	Entry Date (Begin)
✓	Entry Date (End)
✓	Country of Origin
✓	HTS Number
✓	Importer Number
✓	Port of Entry


Entry Date (Begin) (optional)

M/d/yyyy h:mm:ss a

OK Cancel




Canned CR-009 Cargo Release Entry Status Report

 Welcome: JE727770 | Applications | Preferences | Help menu | Log off

Home | Documents | Broker | Cargo Release | Entry Summary | Statements

Viewer

Web Intelligence | Track | Drill | Filter Bar | Freeze | Outline | Reading | Design

 **CR-009**
Cargo Release Entry Status

FOR OFFICIAL USE ONLY UNLESS OTHERWISE AUTHORIZED

NO DATA FOUND

Report Parameters:

Entry Filing Dates Between: ALL to ALL	Filer Code: ALL	Entry Number: ALL
Cargo Release Port of Entry Code: ALL	Importer Number: ALL	Mode of Transportation Code: ALL
Entry System of Release: ALL	Entry Status: ALL	

Cargo Release Port of Entry	Entry Number	Filer Code	Carrier SCAC/IATA Code	Consignee Name	Mode of Transportation Code	Entry Type Code	Entry Status	Entry Filing Date	Number of Days Since Entry Filed
-----------------------------	--------------	------------	------------------------	----------------	-----------------------------	-----------------	--------------	-------------------	----------------------------------

Main Report | Report Parameters

Main Report | Track changes: Off | Page 1 of 1 | 100% | 120 days ago

CR-009 CR Entry Status Report Prompt

Prompts

Prompts Summary

- ✓ Entry Filing Date (Begin)
- ✓ Entry Filing Date (End)
- ✓ Filer Code
- ✓ Cargo Release Port of Entry Code
- ✓ Importer Number
- ✓ Mode of Transportation Code
- ✓ Entry Status **Admissible;Document Required;Document Review;General;Int**
- ✓ Entry Number
- ✓ Entry System of Release **ACE**

Entry Filing Date (Begin) (optional)

M/d/yyyy h:mm:ss a

OK Cancel



Entry Summary (ES) Universe Reports - Data Elements Preview

ES-001 Entry Summary Header Details Report

Entry Summary Number	Entry Type Code	Port of Entry Code	Port of Entry Name	Entry Date	Entry Summary Date	Entry Summary Create Date	Surety Code	Importer Number	Importer Name	Control Team Number	Control Team CEE	Bond Type Code	Bond Number	Liquidation Status	Mode of Transportation Code	Mode of Transportation	Grand Total Goods Value Amount	Number of Entry Summary Lines
----------------------	-----------------	--------------------	--------------------	------------	--------------------	---------------------------	-------------	-----------------	---------------	---------------------	------------------	----------------	-------------	--------------------	-----------------------------	------------------------	--------------------------------	-------------------------------

ES-002 Entry Summary Line Details Report

Entry Summary Number	Entry Type Code	Entry Summary Line Number	Review Team Number	Country of Origin Code	Country of Export Code	Manufacturer ID	Manufacturer Name	Foreign Exporter ID	Foreign Exporter Name	Line SPI Code	Line SPI	FTA Reconciliation Status	Other Reconciliation Status	Line Goods Value Amount	Line Duty Amount	Line MPF Amount
----------------------	-----------------	---------------------------	--------------------	------------------------	------------------------	-----------------	-------------------	---------------------	-----------------------	---------------	----------	---------------------------	-----------------------------	-------------------------	------------------	-----------------

ES-003 Entry Summary Line Tariff Details Report

Entry Summary Number	Entry Type Code	Entry Summary Line Number	Review Team Number	Country of Origin Code	Country of Export Code	Manufacturer ID	Foreign Exporter ID	Line SPI Code	Tariff Ordinal Number	HTS Number - Full	Line Tariff Quantity (1)	Line Tariff UOM (1) Code	Line Tariff Quantity (2)	Line Tariff UOM (2) Code	Line Tariff Quantity (3)	Line Tariff UOM (3) Code	Line Tariff Duty Amount	Line Tariff Goods Value Amount
----------------------	-----------------	---------------------------	--------------------	------------------------	------------------------	-----------------	---------------------	---------------	-----------------------	-------------------	--------------------------	--------------------------	--------------------------	--------------------------	--------------------------	--------------------------	-------------------------	--------------------------------

ES-004 Rejected and Cancelled Entry Summaries Report

Entry Summary Number	Entry Type Code	Control Team Number	Control Team CEE	Importer Number	Importer Name	Entry Summary Cancellation Date	Entry Summary Rejection Date	Entry Summary Status	Entry Summary Updated By	Port of Entry Code
----------------------	-----------------	---------------------	------------------	-----------------	---------------	---------------------------------	------------------------------	----------------------	--------------------------	--------------------

ES-005 Late Filed Entry Summaries Report

Entry Summary Number	Entry Type Code	Control Team Number	Release Date	Entry Summary Date	Control Team CEE	Importer Number	Importer Name	Late Filing Status Code	Late Filing Status	Entry Summary Status	Entry Summary Updated By	Port of Entry Code
----------------------	-----------------	---------------------	--------------	--------------------	------------------	-----------------	---------------	-------------------------	--------------------	----------------------	--------------------------	--------------------



Entry Summary (ES) Universe Reports - Data Elements Preview

ES-006 Entry Summary Dimensions by Value Report

Default Columns – Tab 1 – Summary by Manufacturer:

Manufacturer ID	Manufacturer Name	Number of Entry Summary Lines	Number of Entry Summaries	Line Tariff Duty Amount	Line Tariff Goods Value Amount
-----------------	-------------------	-------------------------------	---------------------------	-------------------------	--------------------------------

Default Columns – Tab 2 – Summary by Importer:

Importer Number	Importer Name	Number of Entry Summary Lines	Number of Entry Summaries	Line Tariff Duty Amount	Line Tariff Goods Value Amount
-----------------	---------------	-------------------------------	---------------------------	-------------------------	--------------------------------

Default Columns – Tab 3 – Summary by Filer:

Filer Code	Filer Name	Number of Entry Summary Lines	Number of Entry Summaries	Line Tariff Duty Amount	Line Tariff Goods Value Amount
------------	------------	-------------------------------	---------------------------	-------------------------	--------------------------------

Default Columns – Tab 4 – Summary by HTS Number:

HTS Number - Full	HTS Short Description	Number of Entry Summary Lines	Number of Entry Summaries	Line Tariff Duty Amount	Line Tariff Goods Value Amount
-------------------	-----------------------	-------------------------------	---------------------------	-------------------------	--------------------------------

Canned ES-001 Entry Summary Header Details Report

ace secure data portal

Welcome: JE727770 | Applications | Preferences | Help menu | Log off

Home | Documents | Loading... | Cargo Release | Entry Summary | Statements

Entry Summary | AD/CVD

Web Intelligence | Track | Drill | Filter Bar | Freeze | Outline

Reading | Design

ES-001
Entry Summary Header Details Report

NO DATA FOUND

Report Parameters:

Entry Summary Number: ALL	Entry Type Code: ALL	Port of Entry Code: ALL
Entry Dates Between: ALL to ALL	Entry Summary Dates Between: ALL to ALL	Entry Summary Create Dates Between: ALL to ALL
Importer Number: ALL	Control Team Number: ALL	Control Team CEE: ALL
Liquidation Status: ALL	Other Reconciliation Status: ALL	FTA Reconciliation Status: ALL
Post Summary Correction Indicator: ALL		

Entry Summary Number	Entry Type Code	Port of Entry Code	Port of Entry Name	Entry Date	Entry Summary Date	Entry Summary Create Date	Surety Code	Importer Number	Importer Name	Control Team Number	Control Team CEE	Bond Type Code	Bond Number	Liquidation Status	Mode of Transportation Code	Mode of Transportation	Grand Total Goods Value Amount	Number of Entry Summary Lines
----------------------	-----------------	--------------------	--------------------	------------	--------------------	---------------------------	-------------	-----------------	---------------	---------------------	------------------	----------------	-------------	--------------------	-----------------------------	------------------------	--------------------------------	-------------------------------

Main Report | Parameters

Main Report | Track changes: Off | Page 1 of 1 | 100% | 1 year ago

This report replaces:

- AM-068 Entry Summary Report
- ESM-7068 Entry Summary Report



ES-001 ES Header Details Report Prompt

Prompts

Prompts Summary

- ✓ Entry Summary Number
- ✓ Entry Type Code
- ✓ Port of Entry Code
- ✓ Entry Date (Begin)
- ✓ Entry Date (End)
- ✓ Entry Summary Date (Begin)
- ✓ Entry Summary Date (End)
- ✓ Entry Summary Create Date (Begin)
- ✓ Entry Summary Create Date (End)
- ✓ Importer Number
- ✓ Control Team Number
- ✓ Control Team CEE
- ✓ Liquidation Status
- ✓ Other Reconciliation Status
- ✓ FTA Reconciliation Status
- ✓ Post Summary Correction Indicator

Entry Summary Number (optional)

Type values here

>

<

OK Cancel



Canned ES-002 Entry Summary Line Details Report

ace secure data portal

Welcome: 3E727770 | Applications | Preferences | Help menu | Log off

Home Documents Loading...

Cargo Release Entry Summary Statements

Entry Summary AD/CVD

Web Intelligence

Track Drill Filter Bar Freeze Outline

Reading Design

ES-002
Entry Summary Line Details Report

NO DATA FOUND

Report Parameters:

Entry Summary Number: ALL	Entry Type Code: ALL	Port of Entry Code: ALL
Entry Dates Between: ALL to ALL	Entry Summary Dates Between: ALL to ALL	Entry Summary Create Dates Between: ALL to ALL
Importer Number: ALL	Review Team Number: ALL	Country of Origin Code: ALL
Line SPI: ALL	Other Reconciliation Status: ALL	FTA Reconciliation Status: ALL

Entry Summary Number	Entry Type Code	Entry Summary Line Number	Review Team Number	Country of Origin Code	Country of Export Code	Manufacturer ID	Manufacturer Name	Foreign Exporter ID	Foreign Exporter Name	Line SPI Code	Line SPI	FTA Reconciliation Status	Other Reconciliation Status	Line Goods Value Amount	Line Duty Amount	Line MPF Amount
----------------------	-----------------	---------------------------	--------------------	------------------------	------------------------	-----------------	-------------------	---------------------	-----------------------	---------------	----------	---------------------------	-----------------------------	-------------------------	------------------	-----------------

Main Report Parameters

Track changes: Off | Page 1 of 1 | 100% | 1 year ago

This report replaces:

- AM-064 Entry Summary Line by Entry Nbr Report

ES-002 ES Line Details Report Prompts

Prompts

Prompts Summary

✓	Entry Summary Number
✓	Entry Type Code
✓	Port of Entry Code
✓	Entry Date (Begin)
✓	Entry Date (End)
✓	Entry Summary Date (Begin)
✓	Entry Summary Date (End)
✓	Entry Summary Create Date (Begin)
✓	Entry Summary Create Date (End)
✓	Importer Number
✓	Review Team Number
✓	Country of Origin Code
✓	Line SPI
✓	Other Reconciliation Status
✓	FTA Reconciliation Status

Entry Summary Number (optional)

Type values here

>

<

OK Cancel



Canned ES-003 Entry Summary Line Tariff Details Report

ace secure data portal

Welcome: 3E727770 Applications Preferences Help menu Log off

Home Documents Loading...

Cargo Release Entry Summary Statements

Entry Summary AD/CVD

Web Intelligence

Track Drill Filter Bar Freeze Outline

Reading Design

ES-003
Entry Summary Line Tariff Details Report

FOR OFFICIAL USE ONLY

NO DATA FOUND

Report Parameters:

Entry Summary Number: ALL	Entry Type Code: ALL	Port of Entry Code: ALL
Entry Dates Between: ALL to ALL	Entry Summary Dates Between: ALL to ALL	Entry Summary Create Dates Between: ALL to ALL
Importer Number: ALL	Review Team Number: ALL	Country of Origin Code: ALL
Line SPI: ALL	HTS Number - Full: ALL	Other Reconciliation Status: ALL
FTA Reconciliation Status: ALL		

Entry Summary Number	Entry Type Code	Entry Summary Line Number	Review Team Number	Country of Origin Code	Country of Export Code	Manufacturer ID	Foreign Exporter ID	Line SPI Code	Tariff Ordinal Number	HTS Number - Full	Line Tariff Quantity (1)	Line Tariff UOM (1) Code	Line Tariff Quantity (2)	Line Tariff UOM (2) Code	Line Tariff Quantity (3)	Line Tariff UOM (3) Code	Line Tariff Duty Amount	Line Tariff Goods Value Amount
----------------------	-----------------	---------------------------	--------------------	------------------------	------------------------	-----------------	---------------------	---------------	-----------------------	-------------------	--------------------------	--------------------------	--------------------------	--------------------------	--------------------------	--------------------------	-------------------------	--------------------------------

Main Report Parameters

Track changes: Off Page 1 of 1 100% 1 year ago

This report replaces:

- AM-001 Entry Summary Lines by HTS Number Report
- AM-003 Entry Summary Lines by Filer Code Report
- AM-007 Entry Summary Lines by Mfr Code Report
- AM-008 Entry Summary Lines Detail Report
- ESM-7008 Entry Summary Line Detail Report

ES-003 ES Line Tariff Details Report Prompts

Prompts

Prompts Summary

✓	Entry Summary Number
✓	Entry Type Code
✓	Port of Entry Code
✓	Entry Date (Begin)
✓	Entry Date (End)
✓	Entry Summary Date (Begin)
✓	Entry Summary Date (End)
✓	Entry Summary Create Date (Begin)
✓	Entry Summary Create Date (End)
✓	Importer Number
✓	Review Team Number
✓	Country of Origin Code
✓	Line SPI
✓	Other Reconciliation Status
✓	FTA Reconciliation Status
✓	HTS Number - Full

Entry Summary Number (optional)

Type values here

>

<

OK Cancel



Canned ES-004 Rejected and Cancelled Entry Summaries Report

ace secure data portal

Welcome: 3E727770 | Applications | Preferences | Help menu | Log off

Home Documents Loading...

Cargo Release Entry Summary Statements


Entry Summary AD/CVD

Views

Web Intelligence

Track Drill Filter Bar Freeze Outline

Reading Design

 **ES-004**
Rejected and Cancelled Entry Summaries Report

NO DATA FOUND

Report Parameters:

Entry Summary Number: ALL	Port of Entry Code: ALL	Entry Dates Between: ALL to ALL
Entry Summary Dates Between: ALL to ALL	Entry Type Code: ALL	Control Team CEE: ALL
Control Team Number: ALL	Importer Number: ALL	Entry Summary Rejection Dates Between: ALL to ALL
Entry Summary Cancellation Dates Between: ALL to ALL	Entry Summary Status: Rejected;Cancelled	

Entry Summary Number	Entry Type Code	Control Team Number	Control Team CEE	Importer Number	Importer Name	Entry Summary Cancellation Date	Entry Summary Rejection Date	Entry Summary Status	Entry Summary Updated By	Port of Entry Code
----------------------	-----------------	---------------------	------------------	-----------------	---------------	---------------------------------	------------------------------	----------------------	--------------------------	--------------------

Main Report Parameters

Main Report

Track changes: Off | Page 1 of 1 | 100% | 1 year ago

This report replaces:

- ESM-7024 ace Reject Report



ES-004 Rejected and Cancelled Entry Summary Report Prompts

Prompts

Prompts Summary

- ✓ Entry Summary Number
- ✓ Entry Type Code
- ✓ Port of Entry Code
- ✓ Entry Date (Begin)
- ✓ Entry Date (End)
- ✓ Entry Summary Date (Begin)
- ✓ Entry Summary Date (End)
- ✓ Entry Summary Create Date (Begin)
- ✓ Entry Summary Create Date (End)
- ✓ Importer Number
- ✓ Review Team Number
- ✓ Country of Origin Code
- ✓ Line SPI
- ✓ Other Reconciliation Status
- ✓ FTA Reconciliation Status
- ✓ HTS Number - Full

Entry Summary Number (optional)

Type values here

>

<

OK Cancel



Canned ES-005 Late Filed Entry Summaries Report

ace secure data portal

Welcome: 3E727770 | Applications | Preferences | Help menu | Log off

Home Documents Loading...

Cargo Release Entry Summary Statements


Entry Summary AD/CVD

Views

Web Intelligence

Track Drill Filter Bar

Reading Design

 **ES-005**
Late Filed Entry Summaries Report

NO DATA FOUND

Report Parameters:

Entry Summary Number: ALL	Port of Entry Code: ALL	Entry Dates Between: ALL to ALL
Entry Summary Dates Between: ALL to ALL	Entry Type Code: ALL	Control Team CEE: ALL
Control Team Number: ALL	Importer Number: ALL	Late Filing Status: Late; Over 60 days late; Over 30 days late; Over 10 days late

Entry Summary Number	Entry Type Code	Control Team Number	Release Date	Entry Summary Date	Control Team CEE	Importer Number	Importer Name	Late Filing Status Code	Late Filing Status	Entry Summary Status	Entry Summary Updated By	Port of Entry Code
----------------------	-----------------	---------------------	--------------	--------------------	------------------	-----------------	---------------	-------------------------	--------------------	----------------------	--------------------------	--------------------

Main Report Parameters

Main Report

Track changes: Off | Page 1 of 1 | 100% | 1 year ago

ES-005 Late Filed Entry Summaries Report Prompts

Prompts

Prompts Summary	
✓	Entry Summary Number
✓	Entry Type Code
✓	Port of Entry Code
✓	Entry Date (Begin)
✓	Entry Date (End)
✓	Entry Summary Date (Begin)
✓	Entry Summary Date (End)
✓	Entry Summary Create Date (Begin)
✓	Entry Summary Create Date (End)
✓	Importer Number
✓	Review Team Number
✓	Country of Origin Code
✓	Line SPI
✓	Other Reconciliation Status
✓	FTA Reconciliation Status
✓	HTS Number - Full

Entry Summary Number (optional)

Type values here

>

<

OK Cancel



Canned ES-006 Entry Summary Dimensions by Value Report

ace secure data portal

Welcome: 3E727770 | Applications | Preferences | Help menu | Log off

Home Documents Loading...

Cargo Release Entry Summary Statements

Entry Summary AD/CVD

Views

Web Intelligence | Track | Drill | Filter Bar | Favorite | Outline

Reading | Design

ES-006
Entry Summary Dimensions by Value

NO DATA FOUND

Report Parameters:

Case Status: ALL	Case Country of Origin: ALL	Case Related HTS Number - Full: ALL
Case Related TSUSA Number: ALL	Case Number: ALL	Current Suspend Entry Summary Indicator: ALL

Default Columns – Tab 1 – Summary by Manufacturer:

Manufacturer ID	Manufacturer Name	Number of Entry Summary Lines	Number of Entry Summaries	Line Tariff Duty Amount	Line Tariff Goods Value Amount
-----------------	-------------------	-------------------------------	---------------------------	-------------------------	--------------------------------

Default Columns – Tab 2 – Summary by Importer:

Importer Number	Importer Name	Number of Entry Summary Lines	Number of Entry Summaries	Line Tariff Duty Amount	Line Tariff Goods Value Amount
-----------------	---------------	-------------------------------	---------------------------	-------------------------	--------------------------------

Default Columns – Tab 3 – Summary by Filer:

Filer Code	Filer Name	Number of Entry Summary Lines	Number of Entry Summaries	Line Tariff Duty Amount	Line Tariff Goods Value Amount
------------	------------	-------------------------------	---------------------------	-------------------------	--------------------------------

Default Columns – Tab 4 – Summary by HTS Number:

HTS Number - Full	HTS Short Description	Number of Entry Summary Lines	Number of Entry Summaries	Line Tariff Duty Amount	Line Tariff Goods Value Amount
-------------------	-----------------------	-------------------------------	---------------------------	-------------------------	--------------------------------

Summary by Manufacturer | Summary by Importer | Summary by Filer | Summary by HTS Number | Parameters

Main Report

Track changes: Off | Page 1 of 1 | 100% | 1 year ago

ES-006 ES Dimensions by Value Report Prompts

Prompts

Prompts Summary	
✓	Entry Summary Number
✓	Entry Type Code
✓	Port of Entry Code
✓	Entry Date (Begin)
✓	Entry Date (End)
✓	Entry Summary Date (Begin)
✓	Entry Summary Date (End)
✓	Entry Summary Create Date (Begin)
✓	Entry Summary Create Date (End)
✓	Importer Number
✓	Review Team Number
✓	Country of Origin Code
✓	Line SPI
✓	Other Reconciliation Status
✓	FTA Reconciliation Status
✓	HTS Number - Full

Entry Summary Number (optional)

Type values here

>

<

OK Cancel



AM-100 Courtesy Notice of Liquidation (CNOL) Report

ace secure data portal Welcome: JE727770 Applications Preferences Help menu Log off

Home Documents Loading... Cargo Release Entry Summary Statements

Entry Summary AD/CVD

Web Intelligence Track Drill Filter Bar Preceder Outline

Reading Design

Courtesy Notice of Entries Scheduled to Liquidate (this is not a bill)

Liquidation Date between and
Importer Numbers: --ALL--
Filer Codes: --ALL--
Latest Cycle Only: Yes

*** Please note that Entry Types 11 and 12 will not show on this report ***
*** This courtesy notice is not the official notice of liquidation, has no legal effect, and does not trigger the protest filing period ***

Importer Number	Importer Name	Goods Entered Port Code	Goods Entered Port Name	Filer Code	Entry Number	Date of Entry	Entry Type Code	Liquidation Date	Initial Amount	Liquidation Amount	Liquidation Status Description	Batch Number
-----------------	---------------	-------------------------	-------------------------	------------	--------------	---------------	-----------------	------------------	----------------	--------------------	--------------------------------	--------------

Report 1

Track changes: Off Page 1 of 1 100% 4 years ago



AM-100 CNOL Report Prompts

Prompts

Prompts Summary

- ✓ * Broker Code(s) or ALL --ALL--
- ✓ * Importer Number(s) or ALL --ALL--
- ✓ * Most Recent Cycle Only (Yes/No) **Yes**
- ✓ * Liquidation Date (Begin) **1/1/2000 12:00:00 AM**
- ✓ * Liquidation Date (End) **12/31/2020 12:00:00 AM**

* Required prompts

Broker Code(s) or ALL

Type values here

Refresh Values


To see the content of the list, click the Refresh values button.

--ALL--

OK Cancel



ESM-7001 Entry Summary Census Warning Report

Welcome: JE727770 | Applications | Preferences | Help menu | Log off

Home | Documents | Loading... | Entry Summary | Statements

Entry Summary | AD/CVD

Web Intelligence | Track | Drill | Filter Bar | Freeze | Outline | Reading | Design

ESM-7001 Entry Summary Census Warning and Override

Report Parameters

HTS Census Warning Override Codes:	--ALL--
HTS Census Warning Codes:	--ALL--
Line Census Warning Override Codes:	--ALL--
Line Census Warning Codes:	--ALL--
Team Numbers:	--ALL--
HTS Numbers:	--ALL--
Ports of Entry Codes:	--ALL--
Create Date between:	1/1/2000 and 12/31/2020
Entry Date between:	1/1/2000 and 12/31/2020
Include Entries With No Entry Dates:	Yes
Importer Numbers:	--ALL--

NO DATA FOUND

Port Code	Control Team Number	Entry Date	Entry Number	IR Number	Filer Code	Entry Status	Liquidation Status	Entry Summary Line Number	HTS Number	Census Warning Code (Line)	Census Warning Override Code (Line)	Census Warning Code (HTS)	Census Warning Override Code (HTS)

Report 1

Report 1 | Track changes: Off | Page 1 of 1 | 100% | 210 days ago

ESM-7001 ES Census Warning Report Prompts

Prompts

Prompts Summary

- ✓ * Entry Date(begin): **1/1/2000 12:00:00 AM**
- ✓ * Entry Date(end): **12/31/2020 12:00:00 AM**
- ✓ * Include Entries with no Entry Date **Yes**
- ✓ * HTS Census Warning Code(s) or ALL: **--ALL--**
- ✓ * HTS Census Warning Override Code(s) or ALL: **--ALL--**
- ✓ * HTS Number(s) or ALL: **--ALL--**
- ✓ * Importer Number(s) or ALL: **--ALL--**
- ✓ * Line Census Warning Code(s) or ALL: **--ALL--**
- ✓ * Line Census Warning Override Code(s) or ALL: **--ALL--**
- ✓ * Port of Entry Code(s): **--ALL--**
- ✓ * Team Number(s) or ALL: **--ALL--**
- ✓ * Create Date(begin): **1/1/2000 12:00:00 AM**
- ✓ * Create Date(end): **12/31/2020 12:00:00 AM**

* Required prompts

HTS Number(s) or ALL:

Type values here

>

<

--ALL--

OK Cancel



ESM-7025 CBP Form 28, 29, 4647 Status Report

ace secure data portal

Welcome: JE727770 | Applications | Preferences | Help menu | Log off

Home | Documents | Loading... | Cargo Release | Entry Summary | Statements

Entry Summary | AD/CVD | Viewer

Web Intelligence | Track | Drill | Filter Bar | Freeze | Outline | Reading | Design

ESM-7025 CBP Form 28, 29, 4647 Status Report

Report Parameters

Broker Codes:	--ALL--
Entry Numbers:	--ALL--
Entry Type:	--ALL--
Port Code:	--ALL--
Status:	--ALL--
Type of Notice:	28,29,46
Notice Date Between:	and
Due Date Between:	and

NO DATA FOUND

Importer Number	Type Of Notice	Due Date	Status	Port of Entry Code	Filer Code	Entry Number	Entry Type	Notice Date	Date Response Received	Issuing Team
-----------------	----------------	----------	--------	--------------------	------------	--------------	------------	-------------	------------------------	--------------

Report 1

Report 1 | Track changes: Off | Page 1 of 1 | 100% | 3 years ago



ESM-7025 CBP Form 28, 29, 4647 Status Report Prompts

Prompts

Prompts Summary

- ✓ * Broker Code(s) or ALL --ALL--
- ➔ * Due Date(begin)
- ➔ * Due Date(end)
- ✓ * Entry Date(begin): 1/1/2000
- ✓ * Entry Date(end): 12/31/2020
- ✓ * Entry Number(s) --ALL--
- ✓ * Include Entries with no Entry Date --YES--
- ✓ * Entry Type Code(s) or ALL --ALL--
- ➔ * Notice Date(begin)
- ➔ * Notice Date(end)
- ✓ * Port Code(s) --ALL--
- ✓ * Status --ALL--
- ✓ * Type Of Notice 28;29;46

Broker Code(s) or ALL

Type values here

Refresh Values

To see the content of the list, click the Refresh values button.

--ALL--

OK Cancel



* Required prompts




Modifying an Ad Hoc Report



Modified ESM-7025 CBP Form 28,29, and 4647 Report

 Welcome: **Carlos Rodriguez** | Applications ▾ | Preferences | Help menu ▾ | Log off 

Home | Documents | Loading... 

Cargo Release | **Entry Summary** | Revenue

Entry Summary | AD/CVD

Viewer






File | Properties | Report Element | Format | Data Access | Analysis | Page Setup | Reading | **Design** | Data   

Table | Cell | Section | Chart | Others | Tools | Position | Linking

Turn Into  Set as Section 

ESM-7025 CBP Form 28, 29, 4647 Status Report







Report Parameters


Broker Codes:	--ALL--
Entry Numbers:	--ALL--
Entry Type:	--ALL--
Port Code:	--ALL--
Status:	--ALL--
Type of Notice:	28;29;46
Notice Date Between:	and
Due Date Between:	and

Importer Number	Type Of Notice	Due Date	Status	Port of Entry Code	Filer Code	Entry Number	Entry Type	Notice Date	Date Response Received	Issuing Team
-----------------	----------------	----------	--------	--------------------	------------	--------------	------------	-------------	------------------------	--------------

Report 1

Report 1 ▾

Track Changes: Off | Page 1 of 1 | 100%      

100% 



Review of Available Query Panel Features in Modified Reports

The screenshot displays the Query Panel interface with the following components:

- Universe outline:** A tree view on the left showing the hierarchy of data objects. The 'HTS' folder is expanded, and 'HTS Release Date Range' is selected. Other visible objects include 'Bond Cash Claim Description', 'Case Number', 'AD Specific Rate', 'CVD Specific Rate', 'Goods Value Amount', 'Collection', 'Trade Action', 'Additional ES Objects', 'Port of Entry', 'HTS Release Date', 'Importer Name', 'Importer Number', 'HTS Number', 'Port Name', 'HTS Port Code', 'HTS Number', 'Broker', 'Filer Code and Name', 'Filer Code', 'Account ACE ID', and 'Broker ACE ID'.
- Result Objects:** A grid of objects available for the query, including 'Action Type Code', 'Trade Response Due Date', 'Action Status Code', 'Entry District Port Code', 'Entry Number', 'Action Create Date', 'Trade Response Date', 'Team Number', 'Internal ES Number', 'Importer Number', 'Filer Code', 'Entry Type Code', 'Action Status Description', and 'PSC Indicator'.
- Query Filters:** A section for defining filters. The 'Action Status Code' filter is selected, and the 'In List' option is chosen from the dropdown menu. The 'AND' operator is selected for combining filters.
- Data Preview:** A table at the bottom showing the results of the query. The table has columns for 'Type a text to filter the values' and 'Type a constant'.

Removing Entry Summary Source Code from ESM-7025 CBP Form 28,29, and 4647 Report

The screenshot displays the Query Panel interface with the following components:

- Query Panel**: Includes an "Add Query" button and a "Run query" button.
- Universe outline**: A tree view on the left showing the hierarchy of data objects. The "Date Objects" folder is highlighted with a blue arrow.
- Result Objects**: A list of objects including "Action Type Code", "Trade Response Due Date", "Action Status Code", "Entry District Port Code", "Entry Number", "Action Create Date", "Trade Response Date", "Team Number", "Internal ES Number", "Importer Number", "Filer Code", "Entry Type Code", and "Action Status Description".
- Query Filters**: A section where filters are applied. The "Entry Summary Source Code" filter is highlighted with a blue box, showing the condition "Equal to" and the value "ACE". Below it are filters for "Trade Response Due Date", "Action Status Code", and "Notice Date".
- Data Preview**: A section at the bottom for viewing query results, with a "Refresh" button.



Adding PSC Indicator to ESM-7025 CBP Form 28,29, and 4647 Report

The screenshot displays the 'Query Panel' interface. On the left, the 'Universe outline' shows a tree structure with 'PSC' expanded, and 'PSC Indicator' selected. A blue arrow points from this selection to the 'PSC Indicator' button in the 'Result Objects' section. The 'Result Objects' section contains various data fields, with 'PSC Indicator' highlighted by a red box. Below this, the 'Query Filters' section shows 'Entry Summary Source Code' set to 'Equal to' 'ACE'. The 'Data Preview' section at the bottom is empty. The interface includes a 'Run Query' button and a 'Close' button in the top right corner.

Query Panel

Add Query

Run Query Close

Universe outline

Master perspective

Type here to filter on tl

- Line Indicators
- Declarations
- Line Tariff
- Line Tariff FCC
- Line
- Summary Header and Line
 - Counts
 - Dates
 - EIP RLF
 - Milestone ES Events
 - PSC
 - Accelerated Liquidation Ind
 - PSC Indicator**
 - PSC 1 Filer Code
 - PSC 1 Filer Name
 - PSC 2 Filer Code
 - PSC 2 Filer Name
 - PSC 3 Filer Code
 - PSC 3 Filer Name
 - PSC 4 Filer Code
 - PSC 4 Filer Name
 - PSC Date
 - PSC Reasons Concatenated

Result Objects

- Action Type Code
- Trade Response Due Date
- Action Status Code
- Entry District Port Code
- Entry Number
- Action Create Date
- Trade Response Date
- Team Number
- Internal ES Number
- Importer Number
- Filer Code
- Entry Type Code
- Action Status Description
- PSC Indicator**

Query Filters

- Entry Summary Source Code Equal to ACE
- Trade Response Due Date
- Action Status Code

Data Preview

Refresh

Type a text to filter the values

Query 1



Using Date Objects in the Query Panel of a Modified Report

Query Filters

> <

Review Team Number In List Review Team Number

X Days Ago (Begin) Equal to Enter value(s) for X Days Ago

X Days Ago (End) Equal to Enter value(s) for X Days Ago

Prompts

Prompts Summary

- ✓ * How Many Days Ago Begin 1
- ✗ * How Many Days Ago End
- ✓ Entry Summary Number
- ✓ Entry Type Code
- ✓ Port of Entry Code
- ✓ Entry Date (Begin)
- ✓ Entry Date (End)
- ✓ Entry Summary Date (Begin)
- ✓ Entry Summary Date (End)
- ✓ Entry Summary Create Date (Begin)
- ✓ Entry Summary Create Date (End)
- ✓ Manufacturer ID
- ✓ Importer Number
- ✓ Filer Code
- ✓ Review Team Number
- ✓ Country of Origin Code
- ✓ USF Number Full

How Many Days Ago Begin

1

* Required prompts

OK Cancel

Prompts

Prompts Summary

- ✓ * How Many Days Ago Begin 1
- ✓ * How Many Days Ago End -60
- ✓ Entry Summary Number
- ✓ Entry Type Code
- ✓ Port of Entry Code
- ✓ Entry Date (Begin)
- ✓ Entry Date (End)
- ✓ Entry Summary Date (Begin)
- ✓ Entry Summary Date (End)
- ✓ Entry Summary Create Date (Begin)
- ✓ Entry Summary Create Date (End)
- ✓ Manufacturer ID
- ✓ Importer Number
- ✓ Filer Code
- ✓ Review Team Number
- ✓ Country of Origin Code
- ✓ USF Number Full

How Many Days Ago End

-60

* Required prompts

OK Cancel



Dragging Objects to the Modified ESM-7025 CBP Form 28,29, and 4647 Report

ace secure data portal

Welcome: JE727770 | Applications | Preferences | Help menu | Log off

Home Documents Loading... | Cargo Release | Entry Summary | Statements

Entry Summary | AD/CVD

Viewer

File Properties | Report Elements | Formatting | Data Access | Analysis | Page Setup

Tables | Cell | Section | Chart | Other | Tools | Position | Linking

Available Objects

Type here to filter tree

- ESM-7025 CBP Form 28, 29, 4647 Status Report
 - Action Create Date
 - Action Status Code
 - Action Status Description
 - Action Type Code
 - Entry District Port Code
 - Entry Number
 - Entry Type Code
 - Filer Code
 - Importer Number
 - Internal ES Number
 - Notice Date Between
 - Team Number
 - Trade Response Date
 - Trade Response Due Date
 - Variables

ESM-7025 CBP Form 28, 29, 4647 Status Report

Report Parameters

Broker Codes:	--ALL--
Entry Numbers:	--ALL--
Entry Type:	--ALL--
Port Code:	--ALL--
Status:	--ALL--
Type of Notice:	28,29,46
Notice Date Between:	10/4/2017 and 10/4/2017
Due Date Between:	10/4/2017 and 10/4/2017

NO DATA FOUND

Importer Number	Type Of Notice	Due Date	PSC Indicator	Status	Port of Entry Code	Filer Code	Entry Number	Entry Type	Notice Date	Date Response Received	Issuing Team
-----------------	----------------	----------	---------------	--------	--------------------	------------	--------------	------------	-------------	------------------------	--------------

Report 1

Report 1 | Track changes: Off | Page 1 of 1 | 100% | 1 minute ago



Adding Sections to a Modified Report

ace secure data portal Welcome: Carlos Rodriguez | Applications | Preferences | Help menu | Log off

Home Documents Loading... Loading...

Cargo Release Entry Summary Statements

Entry Summary AD/CVD

Viewer

Web Intelligence | Track | Drill | Filter Bar | Freeze | Outline | Reading | Design

ES-001
Entry Summary Header Details

FOR OFFICIAL USE ONLY

NO DATA FOUND

Report Parameters:

Entry Summary Number: ALL	Entry Type Code: ALL	Port of Entry Code: ALL
Entry Dates Between: ALL to ALL	Entry Summary Dates Between: ALL to ALL	Entry Summary Create Dates Between: ALL to ALL
Importer Number: ALL	Control Team Number: ALL	Control Team CEE: ALL
Liquidation Status: ALL	Other Reconciliation Status: ALL	FTA Reconciliation Status: ALL
Post Summary Correction Indicator: ALL		

Entry Summary Number	Entry Type Code	Port of Entry Code	Port of Entry Name	Entry Date	Surety Code	Importer Number	Importer Name	Control Team Number	Control Team CEE	Bond Type Code	Bond Number
----------------------	-----------------	--------------------	--------------------	------------	-------------	-----------------	---------------	---------------------	------------------	----------------	-------------

Context Menu:

- Cut (Ctrl+X)
- Copy (Ctrl+C)
- Paste (Ctrl+V)
- Insert
- Delete
- Merge
- Clear Contents
- Set as section
- Turn Into
- Edit Formula...
- Linking
- Drill
- Group
- Filter
- Ranking
- Sort
- Break
- Hide
- Formatting Rules
- Text
- Format Cell...

Main Report | Parameters

Track changes: Off | Page 1 of 1 | 100% | 24 hours ago

Adding Sections to a Modified Report (Cont.)

ace secure data portal

Welcome: Carlos Rodriguez | Applications | Preferences | Help menu | Log off

Home | Documents | Loading... | Loading...


Cargo Release | Entry Summary | Statements

Entry Summary | AD/CVD

Viewer

Web Intelligence | Track | Drill | Filter Bar | Freeze | Outline

Reading | Design

 **ES-001**
Entry Summary Header Details

FOR OFFICIAL USE ONLY

NO DATA FOUND

Report Parameters:

Entry Summary Number: ALL	Entry Type Code: ALL	Port of Entry Code: ALL
Entry Dates Between: ALL to ALL	Entry Summary Dates Between: ALL to ALL	Entry Summary Create Dates Between: ALL to ALL
Importer Number: ALL	Control Team Number: ALL	Control Team CEE: ALL
Liquidation Status: ALL	Other Reconciliation Status: ALL	FTA Reconciliation Status: ALL
Post Summary Correction Indicator: ALL		

0115

Entry Summary Number	Entry Type Code	Port of Entry Name	Entry Date	Entry Summary Date	Entry Summary Create Date	Surety Code	Importer Number	Importer Name	Control Team Number	Control Team CEE	Bond Type Code	Bond Number
----------------------	-----------------	--------------------	------------	--------------------	---------------------------	-------------	-----------------	---------------	---------------------	------------------	----------------	-------------

0212

Entry Summary Number	Entry Type Code	Port of Entry Name	Entry Date	Entry Summary Date	Entry Summary Create Date	Surety Code	Importer Number	Importer Name	Control Team Number	Control Team CEE	Bond Type Code	Bond Number
----------------------	-----------------	--------------------	------------	--------------------	---------------------------	-------------	-----------------	---------------	---------------------	------------------	----------------	-------------

0411

Entry Summary Number	Entry Type Code	Port of Entry Name	Entry Date	Entry Summary Date	Entry Summary Create Date	Surety Code	Importer Number	Importer Name	Control Team Number	Control Team CEE	Bond Type Code
----------------------	-----------------	--------------------	------------	--------------------	---------------------------	-------------	-----------------	---------------	---------------------	------------------	----------------

0708

Entry Summary Number	Entry Type Code	Port of Entry Name	Entry Date	Entry Summary Date	Entry Summary Create Date	Surety Code	Importer Number	Importer Name	Control Team Number	Control Team CEE	Bond Type Code	Bond Number
----------------------	-----------------	--------------------	------------	--------------------	---------------------------	-------------	-----------------	---------------	---------------------	------------------	----------------	-------------

Main Report | Parameters

Track changes: Off | Page 1 of 1 | 100% | 24 hours ago



Scheduling an ACE Report



Scheduled AM-100 CNOL Rpt



Welcome: JE727770 | Applications ▾ | Preferences | Help menu ▾ | Log off

Home Documents Loading...

View ▾ New ▾ Organize ▾ Send ▾ More Actions ▾ Details

1 of 1

My Documents

- My Favorites
- Inbox
- My Alerts
- Subscribed Alerts

Title ^	Type	Last Run	Instances
AdhocTemp	Folder		
Carlos Rodriguez Folder	Folder		
AM-100 Courtesy Notice of Liquidation	Web Intelligence		0



Welcome: JE727770 | Applications ▾ | Preferences | Help menu ▾ | Log off

Home Documents Loading...

View ▾ New ▾ Organize ▾ Send ▾ More Actions ▾ Details

1 of 1

My Documents

- My Favorites
- Inbox
- My Alerts
- Subscribed Alerts

Title ^	Type	Last Run	Instances
AdhocTemp	Folder		
Carlos Rodriguez Folder	Folder		
AM-100 Courtesy Notice of Liquidation	Web Intelligence		0

- View
- Properties
- Modify
- Schedule
- Mobile Properties
- History
- Categories
- Document Link
- New >
- Organize >
- Send >
- Details

Scheduled AM-100 CNOL Rpt

Schedule – AM-100 Courtesy Notice of Liquidation

▼ Schedule

Instance Title

Recurrence

Prompts

Formats

Caching

Events

Scheduling Server Group

Destinations

Instance Title

AM-100 Courtesy Notice of Liquidation

Schedule – AM-100 Courtesy Notice of Liquidation

▼ Schedule

Instance Title

Recurrence

Prompts

Formats

Caching

Events

Scheduling Server Group

Destinations

Recurrence

Run object:

Now

Object will

Now

Once

Hourly

Daily

Weekly

Monthly

1st Day of Month

Last Day of Month

1st Day of 1st Week of the Month

Calendar

Schedule – AM-100 Courtesy Notice of Liquidation

▼ Schedule

Instance Title

Recurrence

Prompts

Formats

Caching

Events

Scheduling Server Group

Destinations

Prompts

Modify values for: AM-100 Courtesy Notice of Liquidation

Broker Code(s) or ALL

--ALL--

Importer Number(s) or ALL

--ALL--

Most Recent Cycle Only (Yes/No)

Yes

Liquidation Date (Begin)

1/1/2000 12:00:00 AM

Liquidation Date (End)

12/31/2020 12:00:00 AM

Schedule – AM-100 Courtesy Notice of Liquidation

▼ Schedule

Instance Title

Recurrence

Prompts

Formats

Caching

Events

Scheduling Server Group

Destinations

Formats

Output Format

☒ Web Intelligence

☐ Microsoft Excel

☐ Adobe Acrobat

☐ Comma Separated Values(CSV)

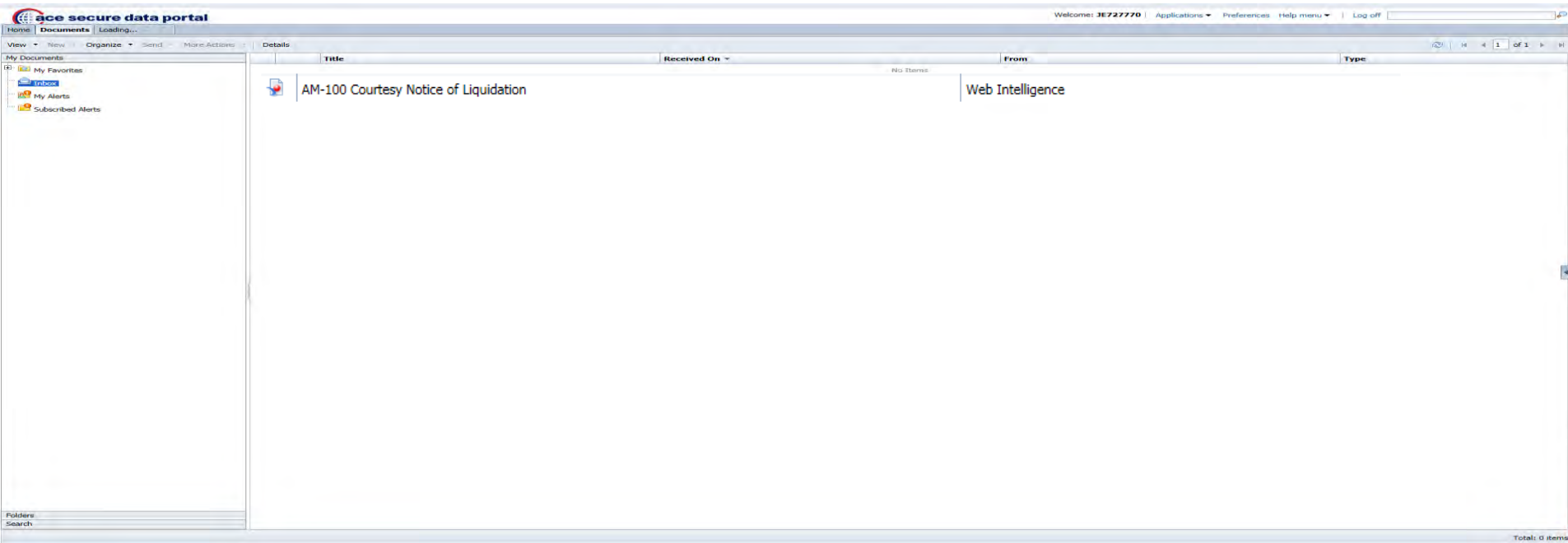
☐ Plain Text

[illegible]

Schedule Cancel

Reminder: Set the Most Recent Cycle Only Prompt to “YES” to capture more entries

Viewing Results from a Scheduled AM-100 CNOL Report



Emailing an ACE report to another ACE Portal User

ace secure data portal

Welcome: JE727770 | Applications | Preferences | Help menu | Log off

Home Documents Loading...

View | New | Organize | Send | More Actions | Details

My Documents

- My Favorites
 - AdhocTemp
 - Carlos Rodriguez Folder
- Inbox
- My Alerts
- Subscribed Alerts

Title	Type	Last Run	Instances
AdhocTemp	Folder		
Carlos Rodriguez Folder	Folder		
AM-100 Courtesy Notice of Liquidation	Web Intelligence		9
Cargo Release Cancelled F	Web Intelligence		0
ESM-7025 CBP Form 28, 2	Web Intelligence		0

View
Properties
Modify
Schedule
Mobile Properties
History
Categories
Document Link
New >
Organize >
Send >
Details

BI Inbox



Emailing an ACE report to other ACE Portal User (Cont.)

Send AM-100 Courtesy Notice of Liquidation to BI Inbox

☐ Use default settings

Available Recipients:

Find Title: JEB11CE

Find result for "JEB11CE" in "User List"

User List

Group List

Group Hierarchy

Selected Recipients:

JEB11ce

Target Name:

☒ Use Automatically Generated Name

☐ Use Specific Name: Add Placeholder

☒ Add File Extension

Send As:

☐ Shortcut

☒ Copy


Send Cancel



Running Ad Hoc Reports



Creating Ad Hoc Reports



Welcome: **JE727770** | Applications | Preferences | Help menu | Log off

Home | Documents

ACE REPORTS

Role: Broker | Account ID: 0005676506

Search Workspaces:

Available Workspaces	Info
Trade	
Broker	
Training	
Training	

Create Ad Hoc Report

View ACE Reports Training Resources

Updates

10/05/2017 - Enhanced Entry Summary standard reports now available via the *Entry Summary* workspace
10/05/2017 - Entry Summary universe now available via the *Create Ad Hoc Report* button
10/05/2017 - Updated data dictionary, catalog, and tips archive available in *ACE Reports Training Resources*
12/21/2016 - New ACE Reports Data Dictionary for Trade now available on the ACE Reports Training Resources page
11/08/2016 - Updated ACE Reports User Guide now available on the ACE Reports Training Resources page
11/06/2016 - New ACE Reports Catalog now available on the ACE Reports Training Resources page
09/14/2016 - New Protest Filer workspace and report now available
09/14/2016 - New CR-007 Cargo Release Entry Status report now available for Brokers

Tips

Exporting Report

There are three methods that a user can use to export their results to Excel: 1) **Export Document As** will export all of the contents, with each individual report appearing as a separate tab in Excel, 2) **Export Current Report As** will export the report currently visible on the user's screen to an Excel file, and 3) **Export Data to CSV** will export the raw results retrieved from the query. For quick overview, watch: [ACE Reports Video 6 - Saving and Exporting a Report \(Caption File\)](#)

Need Assistance? The ACE Account Service Desk can be reached by phone at 866-530-4172 or via email at ACE.Support@cbp.dhs.gov

100%



Ad Hoc - Cargo Release - Entry Summary Not Filed Rpt



Create Ad Hoc Report

Create Ad Hoc Report

Universe:

Cargo Release

Report Name:

Cargo Release (CR) - Entry Summary Not Filed Report

Report Description

Cargo Release (CR) - Entry Summary Not Filed Report

☒ Create Adhoc ☐ Close



Ad Hoc - CR – ES Not Filed Rpt - Switching Modes / Edit

The screenshot shows the 'ace secure data portal' interface. The top navigation bar includes 'Home', 'Documents', and 'Cargo Release (CR) - Entr...'. The user is logged in as 'JE727770'. The main content area displays the title 'Cargo Release (CR) - Entry Summary Not Filed Report' and the message 'NO DATA FOUND'. The interface is in 'Reading' mode, as indicated by the 'Reading' button in the top right corner. The left sidebar contains a 'Web Intelligence' section with various icons and a 'Filter Bar'.

This screenshot shows the same 'ace secure data portal' interface but in 'Design' mode. The top navigation bar and user information remain the same. The main content area still displays the title 'Cargo Release (CR) - Entry Summary Not Filed Report' and the message 'NO DATA FOUND'. The interface is now in 'Design' mode, as indicated by the 'Design' button in the top right corner. The left sidebar contains a 'Properties' section with various icons and a 'Filter Bar'. The main content area is now empty, showing only the title and the 'NO DATA FOUND' message.

Ad-Hoc - CR - ES Not Filed Rpt - Query Panel

Query Panel

Add Query [Icons] **Run Query** **Close**

Universe outline

Master perspective

Type here to filter on tl

Cargo Release

- Entry
- Manifest
- Information Space Filters
- Date Objects

Result Objects

Port of Entry Code Entry Number Mode of Transportation Code Mode of Transportation Entry Date

Carrier Name Carrier SCAC/IATA Code Entry Status Entry Type Code Entry Summary Date

Port of Entry Name Release Date Importer Name Importer Number

Query Filters

Entry Summary Date Is Null

AND Entry Status Equal to Released

Entry Date Between Enter value(s) for Entry Date And Enter value(s) for Entry Date

Data Preview Refresh

Type a text to filter the values

Query 1



Ad Hoc - CR - ES Not Filed Rpt - Prompts

Prompts

Prompts Summary

- * Enter value(s) for Entry Date (Start)
- * Enter value(s) for Entry Date (End)

Enter value(s) for Entry Date (Start)


M/d/yyyy h:mm:ss a

* Required prompts

OK Cancel




Ad Hoc - CR - ES Not Filed Rpt - Results

 Welcome: JE727770 | Applications | Preferences | Help menu | Log off

Home | Documents | Loading... | BEAR Report For Trad...

Web Intelligence | Track | Drill | Filter Bar | Freeze | Outline | Reading | Design

 **BEAR Report For Trade - Cargo Release - Entry Summary**
Not Filed

FOR OFFICIAL USE ONLY UNLESS OTHERWISE AUTHORIZED

NO DATA FOUND

Carrier Name	Carrier SCAC/IATA Code	Entry Date	Entry Number	Entry Status	Entry Type Code	Importer Name	Importer Number	Mode of Transportation	Mode of Transportation Code	Port of Entry Code	Port of Entry Name	Release Date
--------------	------------------------	------------	--------------	--------------	-----------------	---------------	-----------------	------------------------	-----------------------------	--------------------	--------------------	--------------

Main Report | Report Parameters

Ad Hoc - Cargo Release - Entry Summary Not Filed Rpt



Create Ad Hoc Report

Create Ad Hoc Report

Universe:

PGA Message Set - Cargo

Report Name:

PGA Message Set Ad Hoc Report

Report Description

PGA Message Set Ad Hoc Report

✓ Create Adhoc

✕ Close



Ad Hoc PGA Message Set Report

The screenshot shows the ACE secure data portal interface. The top navigation bar includes the ACE logo, the text "ace secure data portal", and a welcome message "Welcome: JE811ce". The main content area displays the report title "PGA Message Set - Cargo Ad Hoc" in red text, accompanied by the U.S. Department of Homeland Security logo. Below the title, the text "NO DATA FOUND" is displayed in red. The interface includes a left sidebar with a "Navigation Map" showing the report structure, a top toolbar with various icons, and a bottom status bar with navigation controls and a "Track changes: Off" indicator.

Ad Hoc PGA Message Set Report Query Panel

The screenshot displays the ACE Secure Data Portal interface for the 'PGA Message Set - Cargo...' report. The top navigation bar includes 'Home', 'Documents', and 'PGA Message Set - Cargo...'. The main interface is divided into several panels:

- Available Objects:** A list of fields including Agency Name, Description of Merchandise, Entry Date, Entry Number, Entry Status Code, Entry Type Code, Filer Code, Importer Number, Mode of Transportation Code, PGA Line Value, Port of Entry Code, Regulated HTS Number, System Of Release, Unit of Measure (PGA Line - Net), Entry Line Value, Number of PGA Entry Lines, and Variables.
- Universe outline:** A tree view showing the hierarchy: Master Perspective > PGA Message Set - Cargo > Entry > Entry Line > HTS By Agency > PGA > Date Objects > Manifest.
- Result Objects:** A grid of fields to be included in the query, such as Entry Number, Entry Type Code, Entry Date, Importer Number, Filer Code, Mode of Transportation Code, Port of Entry Code, Entry Line Value, System Of Release, Entry Status Code, Agency Name, Regulated HTS Number, Description of Merchandise, Number of PGA Entry Lines, PGA Line Value, and Unit of Measure (PGA Line - Net).
- Query Filters:** A section for defining filters. The first filter is 'Filer Code' set to 'Equal to' 'EBS'. The second filter is 'Entry Date' set to 'Between' 'Enter value for Entr' and 'Enter value for En'.
- Data Preview:** A section for viewing the results of the query, with a 'Refresh' button.

The bottom status bar shows 'Query 1' and 'Last refresh date: July 20, 2016 10:42:29 PM GMT-04:00'.



Ad Hoc PGA Message Set Report Results

ace secure data portal Welcome: Carlos Rodriguez | Applications | Preferences | Help menu | Log off

Home Documents **PGA Message Set - Cargo...**

File Properties Report Element Format Data Access Analysis Page Setup Reading Design Data

Table Cell Section Chart Others Tools Position Linking Turn into Set as Section

Available Objects - Type here to filter tree

- PGA Message Set - Cargo Ad Hoc
 - Agency Name
 - Description of Merchandise
 - Entry Date
 - Entry Number
 - Entry Status Code
 - Entry Type Code
 - Filer Code
 - Importer Number
 - Mode of Transportation Code
 - PGA Line Value
 - Port of Entry Code
 - Regulated HTS Number
 - System Of Release
 - Unit of Measure (PGA Line - Net)
 - Entry Line Value
 - Number of PGA Entry Lines
 - Variables

Arranged by: Alphabetic order

PGA Message Set - Cargo Ad Hoc

FOR OFFICIAL USE ONLY UNLESS OTHERWISE AUTHORIZED

Entry Number	Entry Type Code	Entry Date	Filer Code	12-345678900	Mode of Transportation Code	Agency Name	Description of Merchandise	Number of PGA Entry Lines	PGA Line Value	Regulated HTS Number	Unit of Measure (PGA Line - Net)
Y0507530873	01	07/05/2016	Y05	12-345678900	40	U.S. Consumer Product Safety Commission	AIRCRAFT AIR BOTTLE	1		7311000030	
Y0507530873	01	07/05/2016	Y05	12-345678900	40	U.S. Department of Agriculture, Animal and Plant Health Inspection Service	AIRCRAFT AIR BOTTLE	1		7311000030	
Y0507530873	01	07/05/2016	Y05	12-345678900	40	U.S. Department of Commerce, Bureau of the Census	AIRCRAFT AIR BOTTLE	1		7311000030	
Y0507530873	01	07/05/2016	Y05	12-345678900	40	U.S. Department of Commerce, Enforcement and Compliance	AIRCRAFT AIR BOTTLE	1		7311000030	
Y0507530873	01	07/05/2016	Y05	12-345678900	40	U.S. Department of Commerce, Foreign Trade Zones Board	AIRCRAFT AIR BOTTLE	1		7311000030	
Y0507530873	01	07/05/2016	Y05	12-345678900	40	U.S. Department of Homeland Security, Customs and Border Protection	AIRCRAFT AIR BOTTLE	1		7311000030	
Y0507530873	01	07/05/2016	Y05	12-345678900	40	U.S. Department of Homeland Security, Transportation Security Administration	AIRCRAFT AIR BOTTLE	1		7311000030	

Main Report Report Parameters


Track Changes: Off Page 1 of 1 81% 22 minutes ago


Official Notice of Extension, Suspension and Liquidation




OFFICIAL NOTICE OF EXTENSION, SUSPENSION AND LIQUIDATION

Field Search

Entry Number 

Filer 

Importer of Record 

Surety Code

Port of Entry
--Select Port of Entry--

Liquidation Date
to

Posted Date
to

Entry Date
to

Voided Date
to

Event Type
--Select Event Type--

Entry Type
--Select Entry Type--

Basis
--Select Basis--

Action
--Select Action--

The Official Notice of Extension, Suspension and Liquidation provides public notice for liquidation actions for entry summaries filed with Customs Border Protection (CBP). The information contained in the Official Notice of Extension, Suspension and Liquidation is available full-time, less scheduled maintenance windows, and is provided free of charge. This notice is in accordance with 19 CFR 159 and in compliance with the disclosures required per CBP Form 4333.

The Official Notice of Extension, Suspension and Liquidation data are updated daily and is current as of the current date. Entries for manually posted liquidations are updated throughout the day as soon as possible and will usually appear within 90 minutes after the liquidations have been processed. Under 19 U.S.C. 1514, a liquidation is final and conclusive on all persons unless a protest is filed within 180 days of the date of liquidation, the date of reliquidation, or the date of a liquidation by operation of law.

The Official Notice of Extension, Suspension and Liquidation data are available beginning as of January 14, 2017 and will be archived for 15 months.

If you have any questions, please contact 800-927-8729 or cbp.technology.service.desk@cbp.dhs.gov

<https://bulletin-notice.cbp.dhs.gov/LBNotice>

Accessibility

DHS.gov


ACE Protest Filer Account Creation



Scenario 1: Applying for a New ACE Protest Filer Account



1. Go to cbp.gov and under the Trade Tab, and under ACE and Automated Systems, select the option to **Apply for an Account**.



U.S. Customs and Border Protection

[Home](#)
[Trade](#)
[ACE and Automated Systems](#)

[About CBP](#)
[Newsroom](#)
[Travel](#)
[Trade](#)
[Border Security](#)
[Careers](#)

Trade

[Basic Import and Export](#)
[Jones Act Waiver Request](#)

ACE and Automated Systems

[Getting Started with Automated Systems](#)
[Technical Documentation](#)
[ACE Features](#)
[ACE Federal Register Notices](#)

[Border Interagency Executive Council](#)


[Programs and Administration](#)
[Priority Trade Issues](#)
[Rulings and Legal Decisions](#)
[Stakeholder Engagement](#)

[Trade Facilitation and Trade Enforcement Act](#)

ACE and Automated Systems

The Automated Commercial Environment (ACE) is the primary system through which the trade community reports imports and exports and the government determines admissibility. Through ACE as the Single Window, manual processes are streamlined and automated, paper is being eliminated, and the trade community is able to more easily and efficiently comply with U.S. laws and regulations.

CBP is working to complete the final deployment of core trade processing capabilities in ACE. Please visit [ACE Transaction Details](#) page for full details on ACE transmission requirements, and for details on Partner Government Agency efforts please see the [PGA Integration section](#) of our ACE Features page.



ABOUT ACE	TRAINING & SUPPORT	TECHNICAL INFO
ACE features	Guides and videos	Programming documentation and Implementation Guides
Get started	Outreach events and webinars	
ACE Portal Overview	FAQs	
Get Email Updates	Support Resources	

What's New with ACE

ACE Deployment G Updates

ACE Deployment G will be the final deployment of ACE core trade processing capabilities. CBP will deploy using a phased approach over three releases between September 2017 and February 2018. The current deployment schedule is as follows:

- ACE Deployment G (September 16, 2017) – Non ABI Entry Summary/Lineless (for CBP only), Reject/Cancellation Entry Summary UI Update (for CBP only), Duty Deferral, and Importer Security Filing (ISF)
- ACE Deployment G (December 9, 2017) – Statements, e214 (electronic Foreign Trade Zone admission), and Manufacturer ID Creation
- ACE Deployment G (February 24, 2018) – Reconciliation, ACE Core Drawback and Trade Facilitation and Trade Enforcement Act (TITEA) Drawback, Liquidation and Automated Surety Interface (ASI)

Additional Resources: [Drawback FAQs](#) and [Reconciliation FAQs](#).



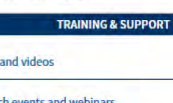

ACE Reports Training Videos

CBP has released [11 videos](#) to support ACE reports capabilities. The videos cover topics from setting preferences, running reports, and customizing reports from scratch.




ACE Business Rules

CBP has released two documents that outline the processes, procedures and policy associated with ACE Cargo Release (Entries) and Entry Summary. They can be accessed through the following links: [cargo release](#) or [entry summaries](#).




Publications





Get Started with ACE

 [Get Started](#)
 [Apply for an Account](#)
 [Login](#)

How to Stay Informed

 [Sign up for CSMS](#)
 [Outreach Events](#)
 [Learn about the Trade Support Network \(TSN\)](#)


How to Get Support

 [ACE Support](#)
 [ACE Availability Dashboard](#)
 [ACE Training](#)
 [FAQs](#)

Additional Automated Systems Resources:

- CROSS: Customs Rulings Online Search System
- eRulemaking Website
- AD/CVD Search
- Intellectual Property Rights e-Recordation (IPRR) Online System

2. On this page, select the option to Apply here for an Protest Filer Account



U.S. Customs and
Border Protection

HOME >> TRADE >> AUTOMATED >> GETTING STARTED >> APPLYING FOR AN ACE SECURE DATA PORTAL ACCOUNT

Trade

- Basic Import and Export
- Jones Act Waiver Request
- ACE and Automated Systems
 - Getting Started with Automated Systems
 - Technical Documentation
 - ACE Features
 - ACE Federal Register Notices
- Border Interagency Executive Council
- Programs and Administration
- Priority Trade Issues
- Rulings and Legal Decisions
- Stakeholder Engagement
- Trade Facilitation and Trade Enforcement Act

Get Email Updates | Contact Us | Comunicarse con Nosotros

About CBP | Newsroom | Travel | Trade | Border Security | Careers

Applying for an ACE Secure Data Portal Account

To access the ACE Secure Data Portal (ACE Portal) a company must have an ACE Secure Data Portal Account. Instructions on how companies may apply for an account are below.

If you are applying for an ACE Portal Account, confirm your company does not already have an account. Your Account Owner or their proxies are able to establish individual user profiles within the account to allow access to the ACE Portal. If you are unsure who your Account Owner is, you may contact [ACE Support](#) for details.

If you are a member of a Partner Government Agency (PGA) and need access to the ACE Portal as a PGA user, please visit our [PGA user application](#) page.

Before applying you should check to see if your company already has an ACE Portal Account. Applying for a separate Account is not necessary and discouraged.

ACCOUNT TIP:
DO NOT associate your client's corporate identifier to your ACE Portal Account structure. This will prevent the client company from establishing their own ACE Portal Account.

ACE Portal Resources

- Introduction to an ACE Secure Data Portal Account
- Managing an ACE Secure Data Portal Account
- ACE Portal Features

Applying for an Account

- Step 1: Identify Sub-account Type
Determine which Sub-Account Type your company will need based on your business activity. See Sub-Account Types section of our [Introduction to an ACE Secure Data Portal Account](#) page for details.
- Step 2: Designate an Account Owner
Select an individual, or entity, who will serve as the manager of your corporate account.
Please note: Account Owners are not required to be the owner of the company.
- Step 3: Apply
Complete applicable application method below:
 - Protest Filers: [Apply here](#) (application video walkthrough)
 - Exporters: [Apply here](#) (application video walkthrough)
 - All other trade activities: [Apply here](#)
 - Processing this last application type typically takes up to 3-5 business days, but due to the high volume of applications, processing of your application may take longer.
- Step 4: Login and Setup Account
Once the account is established, the Account Owner may login, set up the account, and create user profiles and sub-accounts. If you are the Account Owner and need more details on these actions, please visit our [Managing an ACE Secure Data Portal Corporate Account](#) page or our [ACE Training](#) page for detailed step-by-step instructions on different account management functionality.

Last published: May 5, 2017

Tags: Automated Commercial Environment (ACE)

Share This Page.

Get Started with ACE

- Get Started
- Apply for an Account
- Login

How to Stay Informed

- Sign up for CSMS
- Outreach Events
- Learn about the Trade Support Network (TSN)

How to Get Support

- ACE Support
- ACE Availability Dashboard
- ACE Training
- FAQs

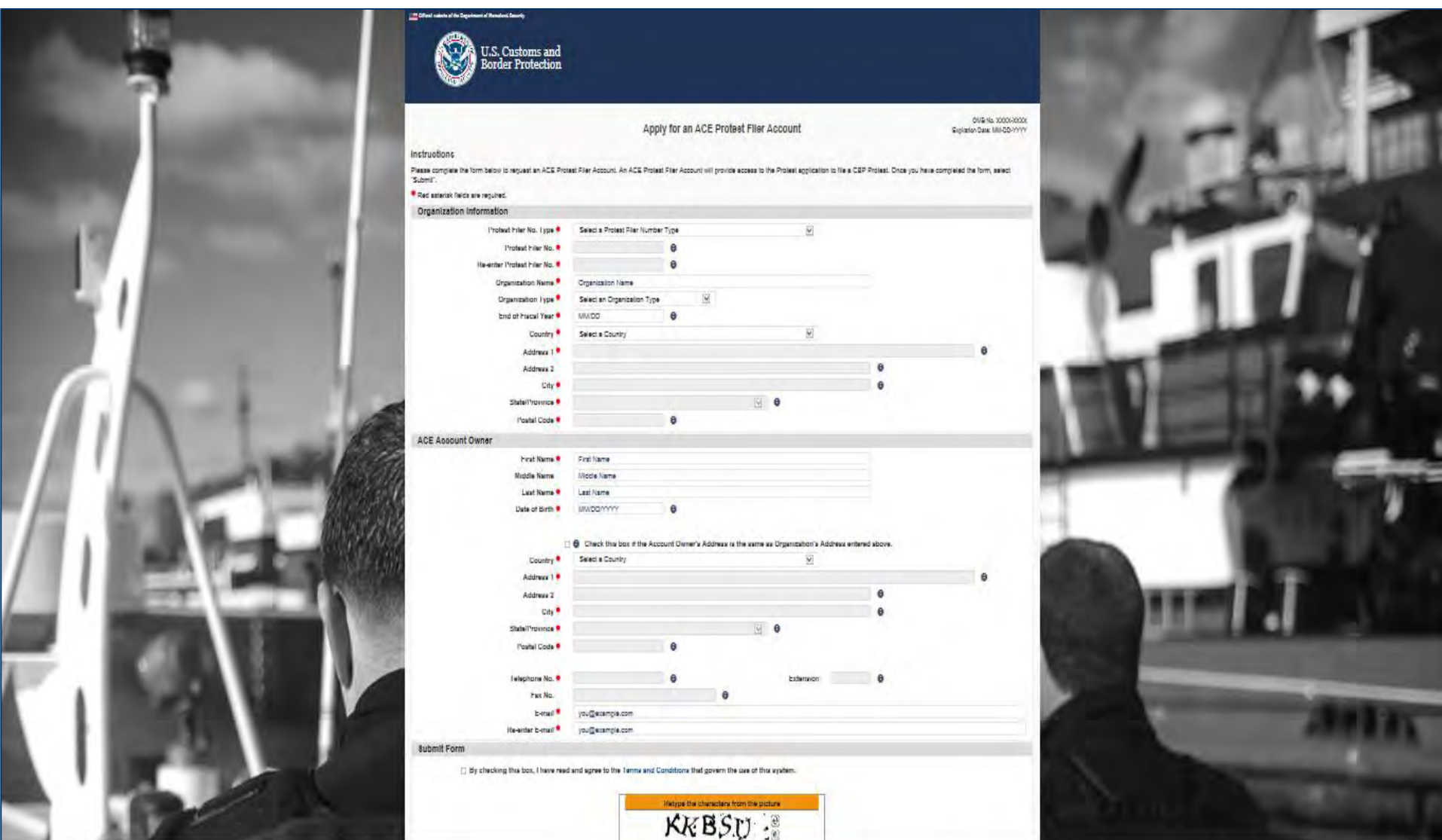


U.S. Customs and
Border Protection




106

3. User needs to follow instructions to **complete and submit** the required information for creating an Protest Filer Account.



Official website of the Department of Homeland Security

 U.S. Customs and Border Protection

Apply for an ACE Protest Filer Account OMB No. 1500-0001
Revision Date: 11/10/2011

Instructions
Please complete the form below to request an ACE Protest Filer Account. An ACE Protest Filer Account will provide access to the Protest application to file a CBP Protest. Once you have completed the form, select 'Submit'.

Red asterisk fields are required.

Organization Information

Protest Filer No. Type ☐ Select a Protest Filer Number Type ☒

Protest Filer No.

Re-enter Protest Filer No.

Organization Name

Organization Type ☐ Select an Organization Type ☒

End of Fiscal Year MM/DD

Country Select a Country ☒

Address 1

Address 2

City

State/Province ☒

Postal Code

ACE Account Owner

First Name First Name

Middle Name Middle Name

Last Name Last Name

Date of Birth MM/DD/YYYY

☐ Check this box if the Account Owner's Address is the same as Organization's Address entered above.

Country Select a Country ☒

Address 1

Address 2

City

State/Province ☒

Postal Code

Telephone No. Extension

Ext. No.


E-mail you@example.com

Re-enter E-mail you@example.com

Submit Form

☐ By checking this box, I have read and agree to the Terms and Conditions that govern the use of this system.

Help the characters from the picture



3b. Upon a **successful submission** of the data, the User should see this message.

Official website of the Department of Homeland Security



U.S. Customs and
Border Protection

ACE Protest Filer Account Form Was Submitted

Your ACE Protest Account application has been submitted. An email will be sent confirming the processing of your application and providing instructions on how to access your new account. If you have not received the email within 24 hours, please contact the ACE Account Service Desk (telephone 1-866-530-4172 [option 1](#), then [option 2](#) or email ACE.Support@cbp.dhs.gov) for assistance.

If you have multiple subsidiaries that you wish to manage together, do not submit additional ACE Exporter Account applications. You should add the additional subsidiaries directly in ACE once you have access to your account. If you wish to return to the Exporter Account application to request another unrelated account, select the button below.

New Form

CBP

CBP
FIELD OPERATIONS
FEDERAL OFFICER



U.S. Customs and
Border Protection



Scenario 2: Creating a Protest Filer Account from an Existing ACE Account



1. To begin, the user can select the action, **Create Protest Filer** from the Select Task list,

ace secure data portal

U.S. Customs and Border Protection

Welcome, Jeffrey Enterprise!

Home

Accounts

References

Tools

Task Selector

Select Account Type

View:

Protest Filer

GO

Select Task

Accounts

Create Protest Filer

Change History

Account Selector List

View Settings

View By:

Acct Name

Protest Filer #

Sort by:

--Select--

Go

Accounts

CBP Incorporated

View Top Account

Top Account Information

Account Name:

CBP Incorporated

ACE ID:

0005676506

Organizational Structure:

US Government

DUNS #:

Website:

www.cbp.gov

End of Fiscal Year:

9/30

Program Participation:

Contacts

Showing 1 - 5 of 5

Type	Last Name	First Name	Phone	Email
Primary Point of Contact	Doe	Jane	866-530-4172	ace.support@cbp.dhs.gov
Alternate Point of Contact	Ferguson	Crystal	866-530-4172 Ext 1	ace.support@cbp.dhs.gov
Port Point of Contact	Bounds	Michael		
Principal Officer	Rocket	Johnny	730-634-5789	jerrylee@lewis.com
Account Owner	Enterprise	Jeffrey	703-453-2001	michael.bounds1@cbp.dhs.gov

Protest Filer

No Protest Filer Account Selected

U.S. DEPARTMENT OF HOMELAND SECURITY

U.S. Customs and Border Protection

ace

110

2. Then, the user can verify the Top Account information and select **continue**.


The screenshot displays the ACE Secure Data Portal interface. At the top, the header includes the ACE logo, the text "ace secure data portal U.S. Customs and Border Protection", and a welcome message "Welcome, Jeffrey Enterprise!". Below the header is a navigation bar with tabs for "Home", "Accounts", "References", and "Tools".

The main content area is divided into two panels. The left panel, titled "Task Selector", contains a "Select Account Type" section with a "View:" dropdown set to "Protest Filer" and a "GO" button. Below this is a "Select Task" section with a dropdown menu showing "Accounts" and a list of tasks: "Create Protest Filer" and "Change History".

The right panel, titled "Protest Filer", displays the "Top Account Name: CBP Incorporated" and "ACE ID: 0005676506". Below this information, it states "This is the Top Account that will be used for the Protest Filer" and includes a "Continue >" button.

At the bottom left, there is an "Account Selector List" panel. It includes a "View Settings" section with a "View By:" dropdown and radio buttons for "Acct Name" and "Protest Filer #". Below this is a "Sort by:" dropdown set to "--Select--" with a "Go" button. The "Accounts" section shows a list of accounts, with "CBP Incorporated" selected and expanded.

4. The user will press **continue** and move on to complete Steps 2, 3 and 4.

ace secure data portal U.S. Customs and Border Protection

Welcome, Jeffrey Enterprise!

HomeAccountsReferencesTools

Task Selector ?

Select Account Type

View:

Protest Filer

GO

Select Task

[Accounts](#)

[Create Protest Filer](#)

[Change History](#)

Account Selector List ?

[View Settings](#)

View By:

Acct Name

Protest Filer #

Sort by:

--Select--

Go

Accounts

CBP Incorporated

Protest Filer

Step 1: Account Details

Step 2: Address Details

Step 3: Contact Details

Step 4: Review Details

*Indicates field is required

Protest Filer Information

* Protest Filer Name:

* Request CBP Protest Filer Assigned Number: Request CBP Protest Filer Assigned Number

Yes

No

* Protest Filer Number Type:

--Select--

Organization

* Organizational Structure:

Corporation

Other Company Name

AKA:

DBA:


DIV:

< Previous

Continue >

Cancel

5. After completing the steps, the user is given a chance **to review** the information.

 **ace secure data portal** U.S. Customs and Border Protection

Welcome, Jeffrey Enterprise!

Home Accounts References Tools

Task Selector ?

Select Account Type
Views: **Protest Filer**

Select Task
[Accounts](#)
Create Protest Filer
[Change History](#)

Account Selector List ?

View Settings
View By:
☐ Acct Name ☐ Protest Filer #
Sort by: --Select--

Accounts

☐ CBP Incorporated
[ACS Test Importer](#)
[Protest Test Filer](#)

Protest Filer

Protest Filer Information

Protest Filer Name: Protest Filer Number 2
Protest Filer Number: 16P000-0001400
Protest Filer Number Type: CBP Protest Filer Assigned Number


Organization
Organizational Structure: Corporation

Other Company Name
AKA:
DBA:
DIV:

Address Information
Address Type: Company
C/O:
Street Address: 1801 N Beauregard St
Additional Address Line 1:
Additional Address Line 2:
City: Alexandria
County:
State/Province: Virginia
Zip/Postal Code: 22311-1701
Country: US
Company Telephone #: Ext:
Website Address:


Contact Information
Contact Type: Primary Point of Contact
Title: Mr.
Name: Jeffrey John Enterprise
Date of Birth: 01/01/1950
C/O: CBP Inc.
P.O. Box:
Street Address: 1801 N Beauregard St
Additional Address Line 1:
Additional Address Line 2:
City: Alexandria
County:
State/Province: Virginia
Zip/Postal Code: 22311-1701
Country: US
Telephone #: 571-468-2028 Ext:
Fax #: Ext:
Email: michael.bounds1@cbp.dhs.gov

Step 1: Account Details Step 2: Address Details Step 3: Contact Details **Step 4: Review Details**





6. Upon saving the data, the Protest Filer account has been created.

ace secure data portal

U.S. Customs and Border Protection

Welcome, Jeffrey Enterprise!

Home

Accounts

References

Tools

Task Selector

Select Account Type

View:

Protest Filer

GO

Select Task

[Accounts](#)

[Create Protest Filer](#)

[Change History](#)

Account Selector List

View Settings

View By:

☐ Acct Name

☐ Protest Filer #

Sort by:

--Select--

Go

Accounts

CBP Incorporated

Protest Filer

Protest Filer has successfully been created.

Protest Filer Name: ACS Test Importer Number 2

Protest Filer Number: 99-123457600

ACE ID: 0011003780

OK

Filing a Protest in ACE



Protest Filer Sub-Account

 **ace secure data portal** U.S. Customs and Border Protection

Welcome, Jeffrey Enterprise!

[Home](#) [Accounts](#) [References](#) [Tools](#)

Task Selector ?

Select Account Type
View: Protest Filer GO

Select Task
Accounts
[Create Protest Filer](#)
[Change History](#)

Account Selector List ?  
View Settings
View By:
☐ Acct Name ☐ Protest Filer #
Sort by: --Select-- Go

Accounts  
☐ [CBP Incorporated](#)
[ACS Test Importer](#)
[Protest Test Filer](#)

View Top Account ?  

Please select a valid top account.

Protest Filer  

Edit

Launch Protest

Protest Filer Information

Protest Filer Name: Protest Test Filer
ACE ID: 0010970420
Protest Filer Number: 16P000-0000200
Protest Filer Number Type: CBP Protest Filer Assigned Number

Other Company Name
AKA:
DBA:
DIV:

Organization
Organizational Structure: Corporation

Account Status
Account Status: Active

Contacts

[Addresses](#)

Showing 1 - 1 of 1

Type	Last Name	First Name	Phone	Email
Primary Point of Contact	Enterprise	Jeffrey	571-468-2028	michael.bounds1@cbp.dhs.gov

[Add Contact](#)

 U.S. Customs and Border Protection

 117

Protest Module - Search

Q Search

Create Protest ▾

Search Protest ▾

Protest Number

Protest Status

▾

Date Received

Issue

AD/CVD
Bonded Warehouses
Bonds

Claimed Tariff

Entry Number

Protestant Number

Protestant Name

Protest Type

▾

Port Code

No Entry Number

☐

Search

Reset

Search Results ▾

514 Protest in ACE

U.S. Customs & Border Protection
U.S. Department of Homeland Security

Add 514 Protest

X

Jeffrey Enterprise

Search

Search Protest

Protest Number

Entry Number

No Entry Number ☐

Search Results

Protest Status*

Open



Date Received*

09/22/2016



Entry Number*

☐ No Entry Number

Importer Number*

Port Code*

Team Number*

Protestant Type*



Protestant Number*

Refund C/O Number

Protest Filer Type*



Protest Filer Number*

16P000-0000200

Substitute Party Type



Substitute Party Number

Issue*



Secondary Issue



Claimed Tariff

* Required Field

Create Protest ▼



U.S. Customs and
Border Protection



514 Protest in ACE – Cont. 1

U.S. Customs & Border Protection
U.S. Department of Homeland Security

Search

Search Protest

Protest Number

Entry Number

No Entry Number ☐

Search Results

Internal Advice Number

Lead Protest Number

Denied Claim Number

Test Summons Number

☐ Sample Provided

Reason for Protest*

Add Additional Entry Numbers

Filter entries...

Browse...

	Add entry...	Delete
1	<div></div>	<div></div>

Jeffrey Enterprise

Create Protest

514 Protest in ACE – Cont. 2

U.S. Customs & Border Protection
U.S. Department of Homeland Security

Search

Search Protest

Protest Number

Entry Number

No Entry Number ☐

Search Results

Delete

First Previous 1 Next Last

Upload Additional Documents

Browse...

0 of 10 uploaded.

Uploaded Files	Remove
----------------	--------

Email Notification Recipients

Primary Notification Email:*

Confirm Email:*

Additional Emails:

☐ Application for Further Review (AFR)

☐ * I certify that I am authorized to file this protest, that such authority has been granted by a duly and properly executed Power of Attorney where one is required, that all the information, statements and assertions herein are true and correct to the best of my knowledge and belief, and that this protest complies with all applicable regulations.

Reset Cancel

Jeffrey Enterprise

Create Protest



520 (D) Petition in ACE

U.S. Customs & Border Protection
U.S. Department of Homeland Security

Protest ▾

Jeffrey Enterprise

Search

Create Protest ▾

Search Protest

Protest Number


Entry Number

No Entry Number ☐

Search Results

Add 520(d) Post Importation Preference Claim X

* Required Field

Protest Status*	Date Received*	Entry Number*
Open ▾	09/22/2016 	
Importer Number*	Port Code*	Team Number*
Protestant Type*	Protestant Number*	Refund C/O Number
▾		
Protest Filer Type*	Protest Filer Number*	
▾	16P000-0000200	
Substitute Party Type	Substitute Party Number	
▾		
Preference Claimed*		
▾		
Reason for Protest*		



520 (D) Petition in ACE - Cont. 1

U.S. Customs & Border Protection
U.S. Department of Homeland Security

Search

Search Protest

Protest Number

Entry Number

No Entry Number ☐

Search Results

Jeffrey Enterprise

Create Protest

Add Additional Entry Numbers

Filter entries...

Browse...

	Add entry...	+	Delete
1			

Delete

First Previous 1 Next Last

Upload Additional Documents

Browse...

0 of 10 uploaded.

Uploaded Files	Remove
----------------	--------

520 (D) Petition in ACE – Cont.2

U.S. Customs & Border Protection
U.S. Department of Homeland Security

Search

Search Protest

Protest Number

Entry Number

No Entry Number ☐

Search Results

Jeffrey Enterprise

Create Protest

Upload Additional Documents ⓘ

Browse...

0 of 10 uploaded.

Uploaded Files	Remove
----------------	--------

Email Notification Recipients

Primary Notification Email:*

Confirm Email:*

Additional Emails:

☐ * I certify that I am authorized to file this protest, that such authority has been granted by a duly and properly executed Power of Attorney where one is required, that all the information, statements and assertions herein are true and correct to the best of my knowledge and belief, and that this protest complies with all applicable regulations.

Reset Cancel



ACE Protest Reports

Reminders:

- Select your designated account view
- Disable your Internet browser's Pop-Up blocker



ACE Portal Account Tab - Protest Reports

 **ace secure data portal** U.S. Customs and Border Protection Welcome, Jeffrey Enterprise!

Home Accounts References Tools

Task Selector

Select Account Type
View: Protest Filer

Select Task
Accounts
[Create Protest Filer](#)
[Change History](#)
[Reports](#)

Account Selector List

View Settings
View By:
☐ Acct Name ☐ Protest Filer #
Sort by: --Select--

Accounts
☒ CBP Incorporated
[ACS Test Importer](#)
[ACS Test Importer Number 2](#)
[Protest Filer Number 2](#)
[Protest Test Filer](#)

View Top Account

Please select a valid top account.

Protest Filer

Protest Filer Information

Protest Filer Name:	Protest Test Filer	Other Company Name	AKA:
ACE ID:	0010970420		DBA:
Protest Filer Number:	16P000-0000200		DIV:
Protest Filer Number Type:	CBP Protest Filer Assigned Number		

Organization
Organizational Structure: Corporation
Account Status: Active

Contacts [Addresses](#)


[Add Contact](#)

Showing 1 - 1 of 1

Type	Last Name	First Name	Phone	Email
Primary Point of Contact	Enterprise	Jeffrey	571-468-2028	michael.bounds1@cbp.dhs.gov



ACE Protest Reports Home Tab

ace secure data portal



Welcome: JE727770 | Applications | Preferences | Help menu | Log off

Home | Documents

ACE REPORTS

Role: Protest Filer | Account ID: 0005676506


Search Workspaces:


Available Workspaces	Info
Trade	
Protest Filer	
Training	
Training	


Updates

12/21/2016 - New ACE Reports Data Dictionary for Trade now available on the ACE Reports Training Resources page
11/08/2016 - Updated ACE Reports User Guide now available on the ACE Reports Training Resources page
11/06/2016 - New ACE Reports Catalog now available on the ACE Reports Training Resources page
09/14/2016 - New Protest Filer workspace and report now available
09/14/2016 - New CR-007 Cargo Release Entry Status report now available for Brokers

Tips

 Create Ad Hoc Report

 View ACE Reports Training Resources

 Need Assistance? The ACE Account Service Desk can be reached by phone at 866-530-4172 or via email at ACE.Support@cbp.dhs.gov

ACE Reports - Document Tab - Protest Reports

ace secure data portal

Welcome: **JE727770** | Applications | Preferences | Help menu | Log off

Home Documents

View | New | Organize | Send | More Actions | Details

My Documents

Folders

- Public Folders
- ACE
 - ACE Home
 - Trade Workspaces
 - Training
 - Shared Reports

Title	Type	Last Run	Instances
Protest Filer	Shortcut		

Search



ACE Protest Reports Data Elements

ES – 403 Protest Details

Protest Number	Protest Assigned Team CEE	Protest Importer Number	Protest Importer Name	Number of Entries	Test Summons Number
Protest Filer Number	Protest Filer Name	Protestant Number	Protestant Name	Protest Assigned Team Number	Protest Issue Type
Protest Secondary Issue Type	Accelerated Disposition Indicator	AFR Requested Indicator	Protest Status		

ES – 404 Protest Entry Details

Protest Number	Protest Assigned Team Number	Protest Issue Type	Protest Secondary Issue Type	Protest Status
Multiple Protests on Entry Indicator	Primary Entry on Protest Indicator	Protest Entry Added Date	Protest Entry Denied Indicator	
Protest Entry Number	Protest Assigned Team CEE	Protest Entry Ordinal Number	Protest Entry Importer Name	Protest Entry Importer Number



ES – 403 Protest Details Rpt

Home Documents Loading...

Protest Filer

Navigation List

- Reports
 - ES-403 Protest Details
 - ES-404 Protest Entry Details

Web Intelligence

Viewer

Track Drill Filter Bar Freeze Outline

Reading Design

FOR OFFICIAL USE ONLY UNLESS OTHERWISE AUTHORIZED

ES-403 Protest Details

NO DATA FOUND

Report Parameters:

Protest Received Dates Between: ALL to ALL	Protest Number: ALL	Protest Status: ALL
Protest Filer: ALL	Protestant Number: ALL	Protest Assigned Team CEE: ALL
Protest Assigned Team Number: ALL	Protest Port Code: ALL	

Protest Number	Protest Status	Number of Entries	Protest Assigned Team CEE	Protest Assigned Team Number	Protest Filer Number	Protest Filer Name	Protestant Number	Protestant Name	Protest Importer Number	Protest Importer Name	Protest Issue Type	Protest Secondary Issue Type
----------------	----------------	-------------------	---------------------------	------------------------------	----------------------	--------------------	-------------------	-----------------	-------------------------	-----------------------	--------------------	------------------------------

Prompts

Prompts Summary

- ✓ Protest Received Date (Begin)
- ✓ Protest Received Date (End)
- ✓ Protest Number
- ✓ Protest Status
- ✓ Protest Filer Number
- ✓ Protestant Number
- ✓ Protest Assigned Team CEE
- ✓ Protest Assigned Team Number
- ✓ Protest Port Code

Protest Received Date (Begin) (optional)

M/d/yyyy h:mm:ss a

OK Cancel

Prompts

ES – 404 Protest Entry Details Rpt

Home | Documents | Loading...

Protest Filter

Navigation List: Reports
ES-403 Protest Details
ES-404 Protest Entry Details

Viewer: Web Intelligence | Track | Drill | Filter Bar | Freeze | Outline | Reading | Design

ES-404 Protest Entry Details

FOR OFFICIAL USE ONLY UNLESS OTHERWISE AUTHORIZED

NO DATA FOUND

Report Parameters:

Protest Received Dates Between: ALL to ALL	Protest Number: ALL	Protest Status: ALL
Protest Assigned Team CEE: ALL	Protest Assigned Team Number: ALL	Protest Port Code: ALL
Protest Entry Number: ALL	Protest Entry Importer Number: ALL	

Protest Number	Protest Status	Protest Entry Number	Primary Entry on Protest Indicator	Multiple Protests on Entry Indicator	Protest Entry Denied Indicator	Protest Entry Added Date	Protest Entry Importer Number	Protest Entry Importer Name	Protest Assigned Team CEE	Protest Assigned Team Number	Protest Issue Type	Protest Secondary Issue Type
----------------	----------------	----------------------	------------------------------------	--------------------------------------	--------------------------------	--------------------------	-------------------------------	-----------------------------	---------------------------	------------------------------	--------------------	------------------------------

Prompts

Prompts Summary

- ✓ Protest Received Date (Begin)
- ✓ Protest Received Date (End)
- ✓ Protest Number
- ✓ Protest Status
- ✓ Protest Assigned Team CEE
- ✓ Protest Assigned Team Number
- ✓ Protest Port Code
- ✓ Protest Entry Number
- ✓ Protest Entry Importer Number

Protest Received Date (Begin) (optional)

M/d/yyyy h:mm:ss a

OK Cancel

Prompts

References and Resources



ACE on CBP.gov

The screenshot shows the ACE on CBP.gov website. A red box highlights the left-hand navigation menu, which includes links for Trade, Basic Import and Export, ACE and Automated Systems, Getting Started with Automated Systems, Technical Documentation (marked with a red '1'), ACE Features, ACE Federal Register Notices, Border Interagency Executive Council, and Programs and Administration. Another red box highlights the main content area, which includes the 'ACE and Automated Systems' header, a description of the ACE system, a '2016' logo with the text 'Realizing the Single Window', and a 'Publications' section with various document thumbnails (marked with a red '3'). A third red box highlights the right-hand navigation area, which includes a 'Get Started with ACE' section with links for 'Get Started', 'Apply for an Account', and 'Log In' (marked with a red '4'), and a 'How to Stay Informed' section with links for 'Sign Up for Email Messages', 'Find an Outreach Event', and 'Learn about the Trade Support Network (TSN)'.

1. Left hand navigation:
 - Getting started
 - Technical Docs like CATAIR, IGs, etc.
 - ACE Features – links to more detail on ACE
2. Middle column – updated with latest news/headlines
3. Gray box at bottom:
 - Always on the main page
 - Links to ACEopedia, Schedule, Events Calendar
4. Right hand navigation:
 - ACE portal link
 - CSMS
 - Training



Stay up to date on ACE News

- Cargo Systems Messaging Service (CSMS)
 - Subscription-based message system for users of CBP automated commercial trade systems
- Receive alerts on:
 - All commercial systems, including truck e-Manifest, air manifest, rail manifest, ocean manifest, and Automated Broker Interface (ABI)
- CSMS offers subscribers two ways to get concept:
 - Messages e-mailed directly to subscribers
 - Messages also stored on a searchable database, accessible via CBP.gov
- Subscribe for CSMS messages at:
<https://service.govdelivery.com/accounts/USDHSCBP/subscribe/new?qsp=938>
- Visit the CSMS home page to search for messages:
http://apps.cbp.gov/csms/csms.asp?display_page=1



ACE Outreach on CBP.gov

- New page that lists CBP public outreach sessions on ACE
 - Regularly as events are scheduled
 - Includes info on location, registration (if required) and how to attend each event
- After events we will post:
 - Webinar recordings
 - Presentations, materials used



WWW.CBP.GOV/ACEOUTREACH

ACE Resources

Technical Support

For technical support with the ACE system, functions or data, please contact:



ace.support@cbp.dhs.gov



(866) 530-4172

General Support

For non-technical inquiries please submit questions to:



askace@cbp.dhs.gov

News & Training

For non-technical inquiries please submit questions to:



cbp.gov/aceoutreach



cbp.gov/trade/ace/training-and-reference-guides



http://apps.cbp.gov/csms/cms.asp?display_page=1



U.S. Customs and
Border Protection



Questions?

ACE.Support@cbp.dhs.gov
1-866-530-4172



www.cbp.gov/trade/automated/ace-faq