



# What is the solution?

## The Port Info Portal

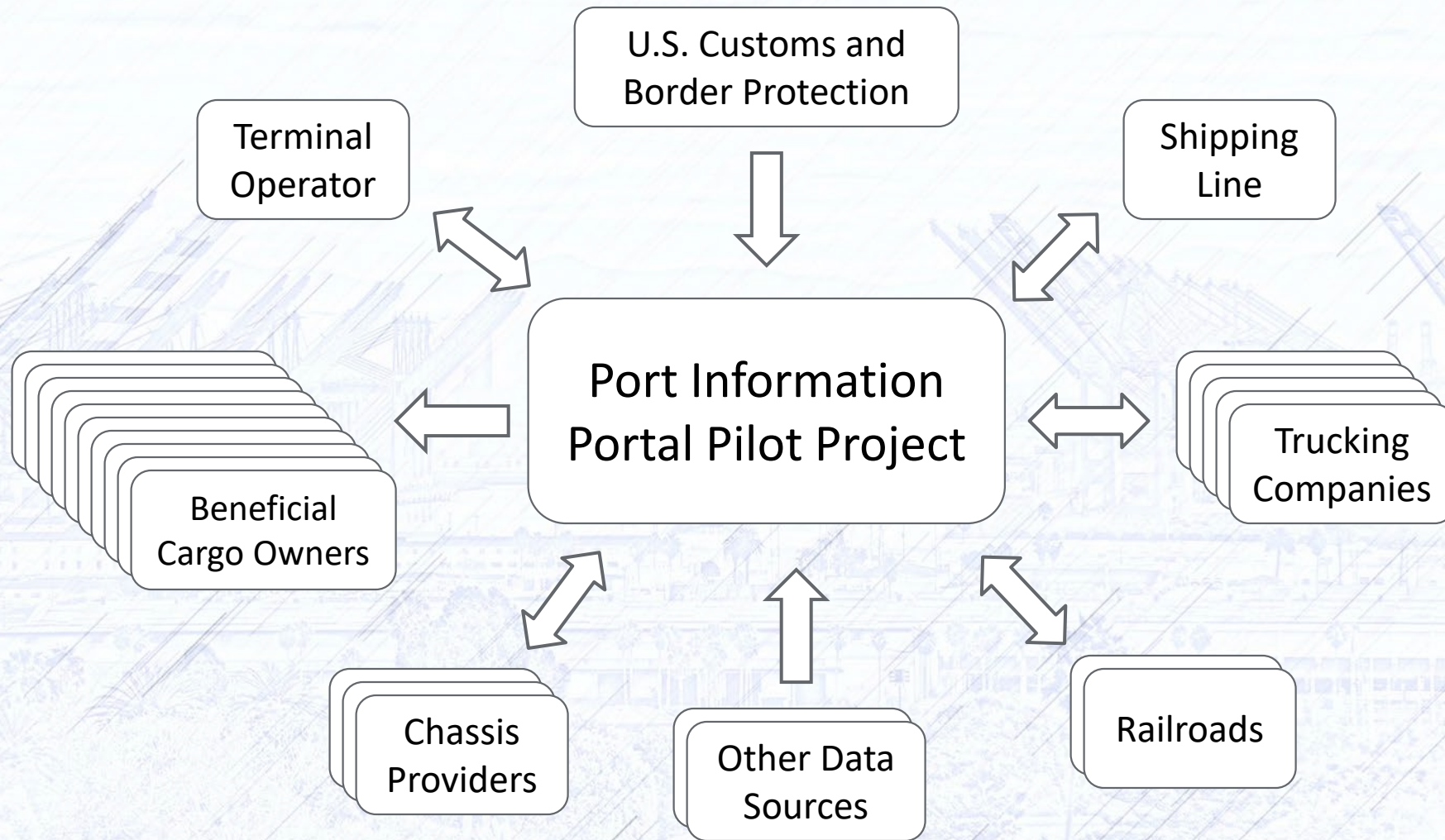


# Technology: Data Solutions Portal

To conquer supply chain complexities, the Port of Los Angeles and GE Transportation Partnered to launch a **Visionary Digital Solution**



# Data Solutions - Portal Pilot



# Data Security is the Top Priority

LA  
THE PORT  
OF LOS ANGELES

Powered by GE Transportation

Welcome To The Port of Los Angeles!

Sign In to your account

Email Address

Password

☐ Remember Me [Forgot password?](#)

Sign In

[Create an Account](#)

Portal access is secured through managed data access

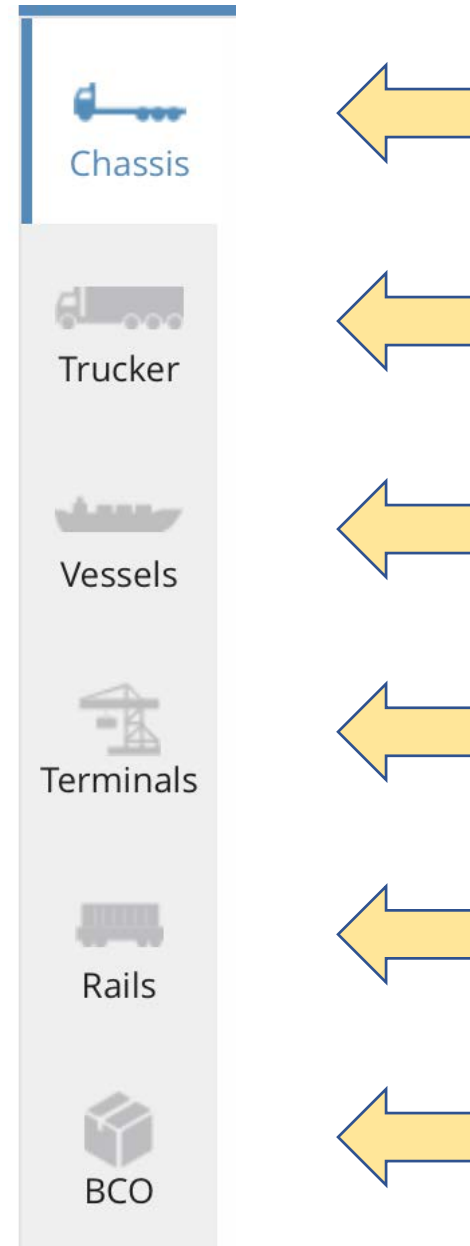


## Different Views for Different Users

The Port of Los Angeles Port Information Portal is designed to provide a single location for different port stakeholders to share data on inbound container movements.

By sharing information earlier in the process, the different stakeholders are better able to plan moves and position equipment more efficiently.

The Portal is divided into different persona pages, each corresponding to a different port stakeholder, including Chassis Providers, Truck/Dray providers, Shipping Lines, Terminal Operators, Railroads, and Beneficial Cargo Owners. Each has a unique, secure view into the data.



# Inbound Vessel Information 14+ days in Advance

Users will be able to view inbound data 2+ weeks in advance as opposed to the 2-3 days they have today

Inbound Vessel Information

ABC Terminal

14+ days

Vessel Name ^	Vessel ETA ^	Vessel ETD ^	20'			40'			45'		Others	Total Containers ^
			Dry	Reefer	Open Top	Dry	Reefer	Open Top	Dry	Reefer		
GRETE MAERSK	10/07/2017	10/11/2017	774	0	0	3714	88	6	261	0	14	4857
MAERSK ENPING	10/11/2017	10/17/2017	840	1	1	3856	93	2	169	0	9	4971
MAERSK EVORA	10/20/2017	10/24/2017	285	0	1	1671	47	0	210	0	13	2227
MSC ARIANE	10/27/2017	10/31/2017	200	2	0	1599	53	3	117	0	43	2017
MAERSK ESMERALDAS	11/03/2017	11/07/2017	153	1	0	404	50	0	62	0	0	670

View All

Vessel Name, ETA, and ETD

Container counts by size and type



# Vessel Unload Progress Updates In Near Real-Time

By combining multiple data sources, including Manifest data and terminal movement data, the Port Info Portal can show how far along a vessel is in the unload process giving users more advanced information

Vessel Unload Status

(This is import volume status only)

ABC Terminal

Vessel Name	Vessel ETA	Vessel ETD	Completion Status
GERD MAERSK	09/30/2017	10/03/2017	<div><div></div></div> <div>3598 / 3598 Containers</div> <div>100%</div>
GRETE MAERSK	10/07/2017	10/11/2017	<div><div></div></div> <div>4857 / 4857 Containers</div> <div>100%</div>
MAERSK ENPING	10/11/2017	10/17/2017	<div><div></div></div> <div>4 / 4971 Containers</div> <div>0%</div>
MAERSK EVORA	10/20/2017	10/24/2017	<div><div></div></div> <div>0 / 2227 Containers</div> <div>Yet to start</div>
MSC ARIANE	10/27/2017	10/31/2017	<div><div></div></div> <div>0 / 2017 Containers</div> <div>Yet to start</div>

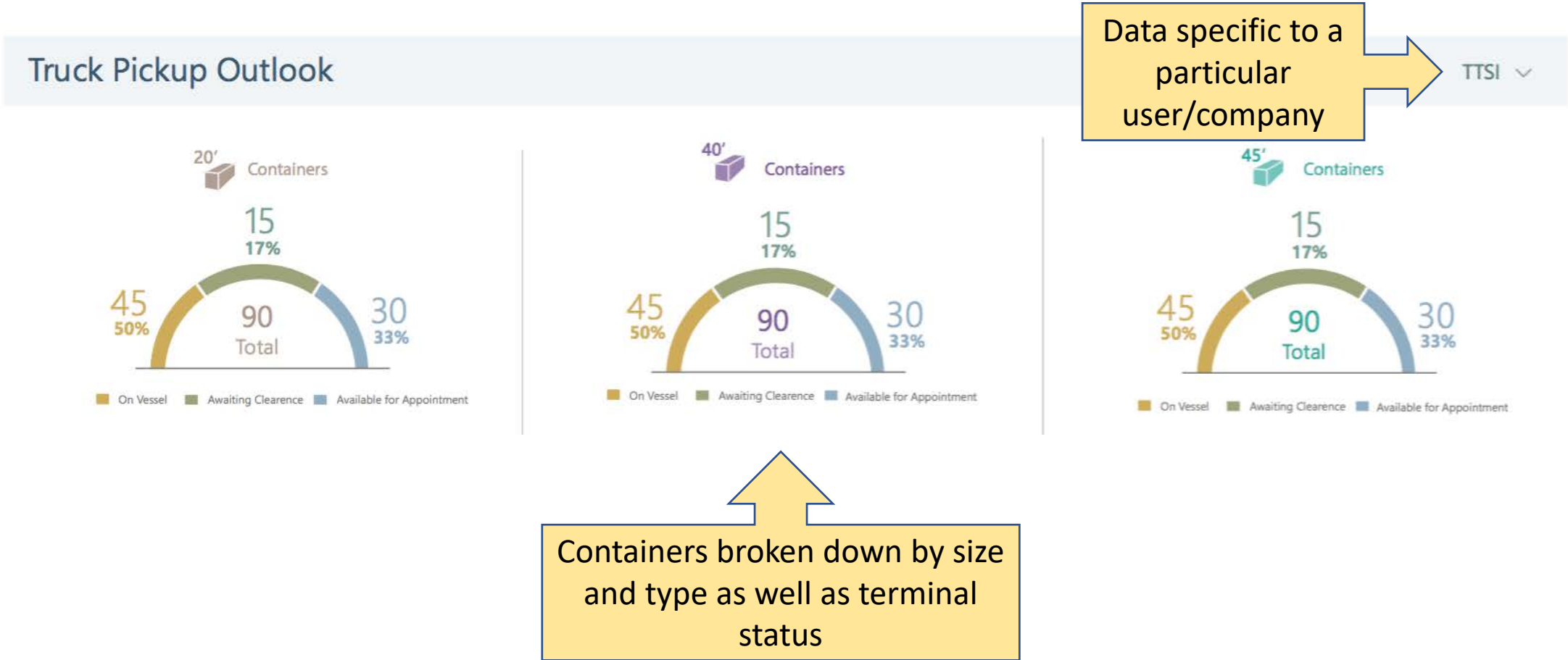
Status bars fill as containers offload the vessel





# Better Planning for Truck/Dray Providers

See containers that are still on inbound on the water, have custom holds, or that are ready for appointments





# Specific Container Searching

Quickly search for a specific container to view pertinent information (Via Consignee or Trucker). Data security ensures that users only see containers they should have access to view.

Container Search (by Consignee)

AKNF0673523

Container No. ^	Consignee	Vessel Name	Container Discharge	Days After Discharge	Container			Hazardous	Container Available	Customs	Holds
					Size	Type	Weight (pounds)				
AKNF0673523	Consignee 753	Vessel 7	10/07/2017 19:07	4	45	Dry	12522	No	×	×	✓

Know if a container has any holds or is available for an appointment

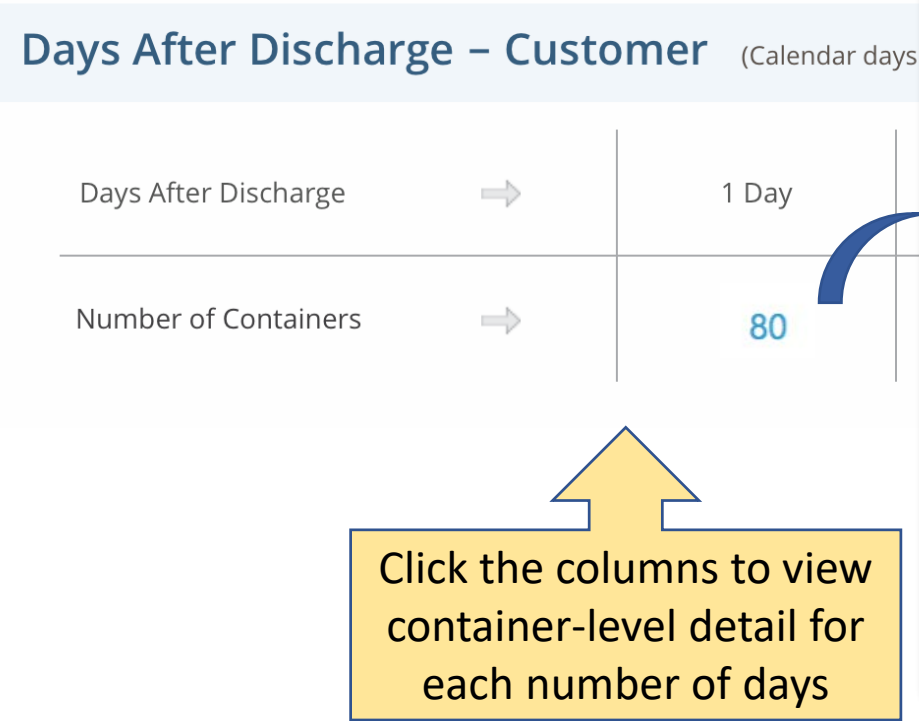
✓ Yes ✗ No

Quickly view information on containers including consignee/dray provider, discharge time, hazmat status and size/type/weight



# Track How Long A Container Has Been On The Terminal

Easily see how long containers have been on the terminal after vessel discharge

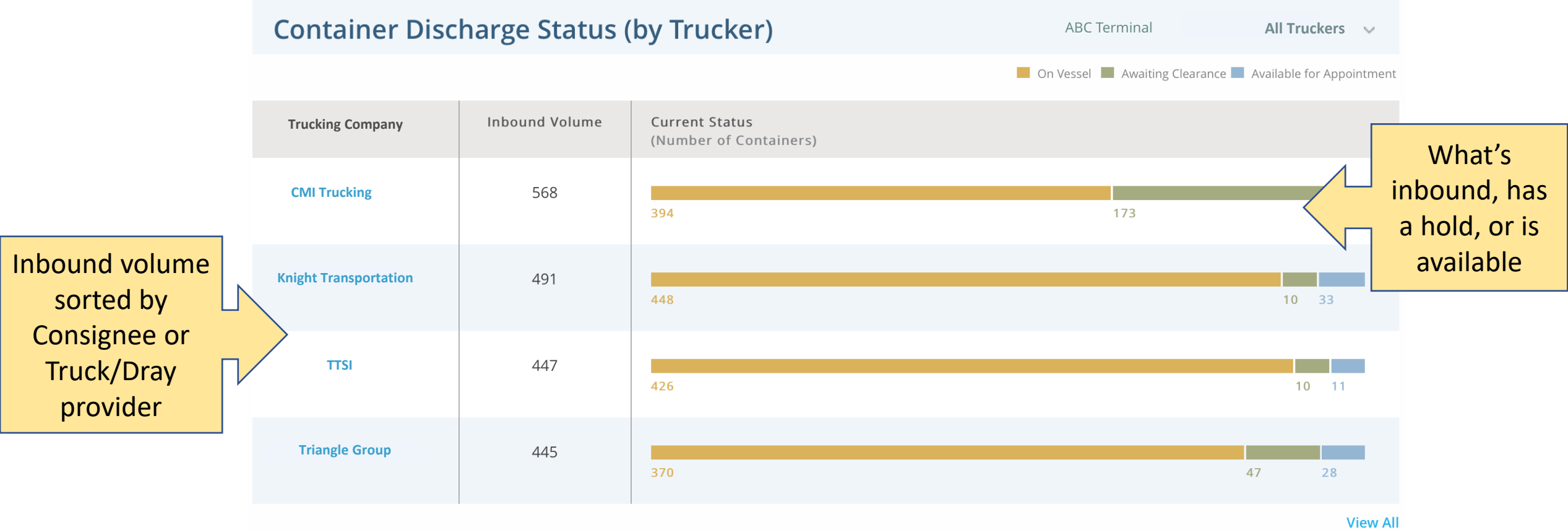


Container Details											
Search by Container No. or Consignee											
✓ Yes ✗ No											
Container No.	Consignee	Vessel Name	Container Discharge	Days After Discharge	Container			Hazardous	Container Available	Customs	Holds
					Size	Type	Weight (pounds)				
AKNF0032064	Consignee 909	Vessel 7	10/08/2017 00:00	3	45'	Dry	19077	No	✗	✗	✓
AKNF0365761	Consignee 1536	Vessel 7	10/08/2017 14:57	3	40'	Dry	44930	No	✓	✗	✗
AKNF0000423	Consignee 1489	Vessel 7	10/08/2017 14:33	3	45'	Dry	26436	No	✓	✗	✗
ANFF0300320	Consignee 94	Vessel 7	10/08/2017 19:37	3	40'	Dry	45944	No	✓	✗	✗
ANFF0510086	Consignee 1208	Vessel 7	10/08/2017 15:53	3	20'	Dry	5176	No	✓	✗	✗
ANFF0890951	BCO 2	Vessel 7	10/08/2017 19:46	3	40'	Dry	15062	No	✗	✗	✓
CACF0070000	BCO 2	Vessel 7	10/08/2017 23:55	3	40'	Dry	14189	No	✗	✗	✓
CACF0124562	Consignee 999	Vessel 7	10/08/2017 19:55	3	40'	Dry	34657	No	✓	✗	✗
CACF0127793	Consignee 1636	Vessel 7	10/08/2017 11:03	3	40'	Dry	51368	Class: 9	✓	✗	✗



# View Data By Different Categories

Depending on user type, container data can be sorted by Consignee or Truck/Dray provider allowing users to see their containers at an aggregated level



# Can I Return My Empty?

See what empties are being accepted at a glance updated through connections with the terminal operators

Empties Being Accepted

ABC Terminal

✔ Empties Accepting

Container Type	Maersk Lines		MSC		CMA-CGM +USL +APL		Cosco + China Shipping		Evergreen		Hapag-Lloyd		Hyundai		Hamburg-SUD		K-Line (KLI)		Marina Express Lines		OOCL Lines		Pacific Intl. Lines(PIL)		United Arab Shipping Corp.		Yang Ming		ZIM	
	1st	2nd	1st	2nd	1st	2nd	1st	2nd	1st	2nd	1st	2nd	1st	2nd	1st	2nd	1st	2nd	1st	2nd	1st	2nd	1st	2nd	1st	2nd	1st	2nd	1st	2nd
20'	✔	✔	✔	✔									✔	✔	✔	✔														
40' STD	✔	✔	✔	✔									✔	✔	✔	✔														
40' HC	✔	✔	✔	✔									✔	✔	✔	✔														
45'	✔	✔	✔	✔									✔	✔	✔	✔														
Reefer																														
Special Equip	✔	✔											✔	✔																
Flatracks	✔	✔											✔	✔																
Open Top																														

Viewable by Shipping Line and container size



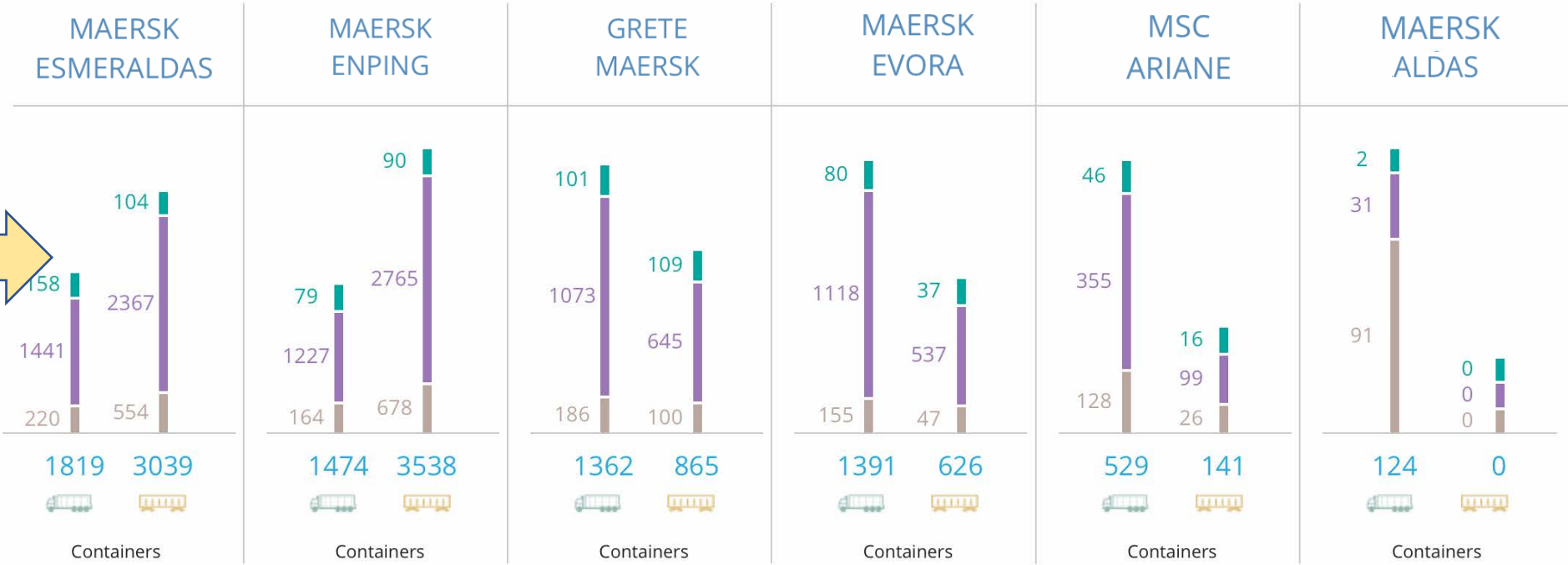
# Local versus Rail Information

Inbound container traffic is split into local (Truck) movements versus what will depart on rail

## Vessel Forecast



Containers divided by Vessel, size, and local versus rail



# Final Destination Information

Beneficial Cargo Owners can easily see the final destination of their inbound container traffic

Data secure to specific BCO containers

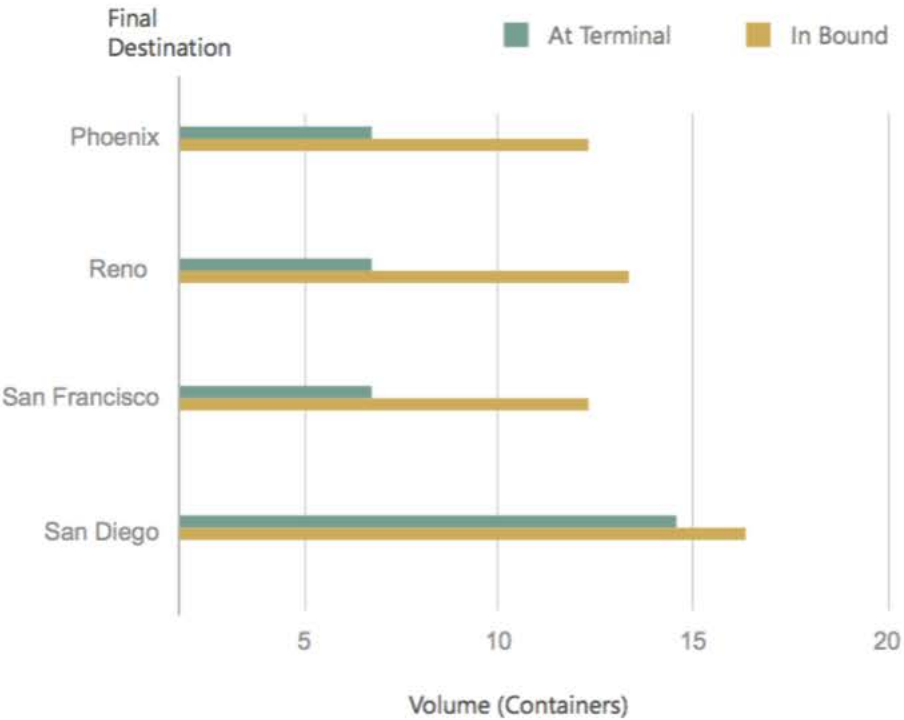
Shipment Import Outlook

Walmart ▾

Final Destination ▾	At Terminal Volume (Containers)	Inbound Volume (Containers)
Phoenix	25	25
Reno	23	24
Reno		
San Francisco	34	28
San Diego	36	26

What's already at the terminal and what is still on the water

View All





# The next steps

